BRANT QUILTERS VOICE

APRIL 2022

http://www.BrantHeritageQuiltersGuild.com/

Find us on facebook

NOTICE

Next General meeting on Zoom,
April 14 at 7 PM.

Zoom details will be sent to you the day before the meeting.

What is High SEWciety?

ZOOM meetings to sew & chat
Next meeting: April 21
1-2 PM: **Slow Stitching & Diet Mug Rugs**

Zoom link will be sent the day before.

SEWcially Distanced Calendar

- SEWcials—as announced
- Workshops - May 28 - Mystery Quilt
- No 'in person' Cuddle Quilt / Outreach gatherings
- No 'live' Guild Meetings or Executive meetings
- Keep saving your pop tabs for Bonnie MacDonald
- Next High SEWciety: APRIL 21
- Quilt Expo 2022: September 30, October 1, 2022 at Best Western Brantford. Quilt entry application in this newsletter.

Good, better, best
Never let it rest
'til your good is better
And your better is best
- St. Jerome

Do you want to improve your quilting skills and make better quilts? Do you struggle with binding, wish your quilt lay flatter, or your seams matched better, then join us on April 14 to welcome Karen Brown from Just Get It Done Quilts. Karen's presentation *Be the Best Quilter You Can Be* is sure to be inspirational and full of quilting tips to help you make a quilt more to your liking.

Karen will discuss how an awareness of our own quilting strengths and weaknesses can be used to improve our work. Her words of wisdom and helpful suggestions will make us the quilters we want to be.

In this rapidly changing world, Karen wants to help quilters find calm and enjoyment in their quilting. Her message will speak to each of us and if we listen, we will be better quilters for it.

HAPPY APRIL BIRTHDAYS

Carrie Browne
Jackie Kaye
Joanne Shilton
Joan Tressel
Kim Callaghan
Faye Duke
Bonnie Kelley
Kyla Smith
Cindy Taylor

ZOOM WORKSHOPS:

May 28—Mystery Workshop on Zoom and by email.

With a little prep work, you can finish this quilt in a day! Supply list will be sent when you register.

You can bust your stash or buy more fabric!

More info in this newsletter, page 4, regarding the delivery of the patterns.

Etransfer $10 to Lorraine :

bhqg.etransfer@gmail.com

NEWSLETTER DEADLINE FOR MAY ISSUE

NEXT DEADLINE: APRIL 20

We solicit articles & request that they be kept to a 1/4 page / 200 word maximum.

BHQG Program Committee

Roseline Dufour - co-chair
Joan Tressel - co-chair
Janice Ferguson - secretary
Judy Taylor
Leela Chan
Catherine Eagles

BHQG EXECUTIVE MEETING

Virtual Meetings as arranged, on Zoom.

CUDDLE QUILT / OUTREACH

No Cuddle Quilt Meetings DURING Covid-19

May 12

We will be visiting the world of the

DRESDEN PLATE

We are excited to bring you on a journey featuring the classical Dresden Plate. We will speak of the history and you will be shown how to make your templates / or use commercially-made ones.

We will have a PowerPoint presentation that will feature traditional and modern layout of the Dresden Plate, inspiring you with ideas to make the Dresden Plate quilt your own.

SHOW & SHARE: If you would like to show an item please contact Roseline Dufour at **roselineduf@hotmail.com**

Month	Program Title	Information
May 12	**Dresden Plate presentation**	
June 9	**Live Auction at the meeting hall** **& Year End Celebration** – a Garden Party (with or without a garden)	*Set the scene* - Wear your garden hat and gloves. Garden theme games and activities, prizes, and flower block pattern, etc.

Program – June 9

We think you might enjoy an auction tonight. We are working out the details now and will keep you informed. If you missed the retreat and would like to participate in the fun, come and join us for this live auction! You will be glad you did!

Look for further details in your May newsletter.

HIGH SEWCIETY

The Program Committee is scheduling **High Sewciety** on the ZOOM platform, until a decision is made for us to meet face-to-face. We invite our members to join us for a short presentation on Zoom, then to Sit, Sew & Chat with your fellow Quilters.

April 21, 1 PM: Slow Stitching & Diet Mug Rugs

We encourage members to prepare their projects for our **Once Upon a Quilt 2022 Quilt Expo.**

We will not have presentations on High Sewciety in May and June.

PRESIDENT'S CORNER

Hi everyone!

The spring weather has been as unpredictable as ever! I finally put away my winter jacket and vowed not to bring it out again - of course, that only lasted a couple of weeks.

A special thanks to the Spring Retreat Committee - they did a wonderful job, as usual! An enjoyable time was had by all and laughter filled the air for the entire weekend.

May you all have a wonderful Easter,

Becky McAlister
President



OFFICERS 2021-2022

President	Becky McAlister
Past President/Nominations	Sue Baldauf
Vice President	Vacant
Recording Secretary	Stephanie Nemeth
Treasurer	Lorraine Geraldi
Membership / Front of House	Aline Chan
Program Committee Chair	Roseline Dufour / Joan Tressel
Workshop	Brenda Konyu
Newsletter Editor/Webmaster	Aline Chan

COMMITTEES

Spring Retreat	Jackie Kaye
Library	Kim Callaghan / Asst Susan Archer
Quilt Racks Committee	Sue Baldauf
Community Outreach	Rica Maguire / Stephanie Nemeth
Touch / Fidget Quilts	Sue Baldauf
Historian	Roseline Dufour
Photography	Ofelia Escareno
Publicity/Info to CQA	Sarah Yetman
Archives	Carol Hunter-Ward
Social	Mary Connan
Pop Tabs	Bonnie MacDonald
50/50 Draws	Jackie Kaye / Linda Bodkin
Block of the Month	Sue Baldauf
Bus Trips, Fall	Roseline Dufour
Scholarship	Sue Baldauf
SEWcials	Sue Baldauf / Roseline Dufour
Demos	Cathy Eagles
Special Project	Roseline Dufour
Greeter	Joan Tressel
Membership	Sharon Hamilton / Janet Perrodou
Quilt Expo 2022	Roseline Dufour

Brant Heritage Quilters Advertising rates 2021 - 2022
10 issues. Ad must be paid in full before appearing in the newsletter.

Classified Ad	(1 inch x 3 inch)	$ 2.00 per insertion
Business Card	(2 inch x 3 inch)	$ 4.00 per insertion
Quarter Page	(5 inch x 3 inch)	$ 7.00 per insertion
Half Page	(7 inch x 5 inch)	$15.00 per insertion
Full Page	(7 inch x 10 inch)	$30.00 per insertion

BRANT HERITAGE QUILTERS GUILD publishes the ***BRANT QUILTERS VOICE*** ten times a year. Editor: Aline Chan
We welcome editorial contributions and submissions. You may email submissions to alinchan@rogers.com
Advertising Policy: Advertisement of a product or service does not indicate endorsement by the publisher. Publisher does not assume any responsibility by warranty or otherwise with respect to products or services advertised.
SIGNING OF THE MEMBERSHIP APPLICATION AND CHECKING THE APPROPRIATE BOX gives us permission to send you Guild-related notices / announcements. To unsubscribe, please email the editor with the words 'unsubscribe' on the subject line.
PROOF-READERS: Gwen Brewer, Sue Baldauf, Becky McAlister, other executive.

BHQG APRIL SEWcial

Please don't hesitate to join us for our April SEWcial.
In Sue's absence this month, Roseline will be collecting names of 11 BHQG members who may pre register and attend. It is very important that if you do register and are not able to attend, please let Roseline know ASAP. Your space will be given to someone on the waiting list.

We will meet on Thursday, April 14, 2022 from **9:30am to 3:30pm** at the St. George United Church..

If you wish to join us, you must be **double vaccinated and show proof** to us at the church. In accordance with protocol outlined by the church, we will take all the safety precautions necessary for our protection against the spread of the Covid virus. Procedures include hand sanitizing and wearing face masks for the duration of our time together.

If you are interested in joining us, please email Roseline. We have 12 spaces in total and this month, you **must pre register at roselineduf@hotmail.com.** Each month, we will reassess having SEWcial. We will start a **new list each month** so everyone must go through the registration procedures again.

Stay safe. Happy Quilting.
Your BHQG SEWcial organizers

Sue Baldauf and Roseline Dufour
suebaldauf@hotmail.com

'THINKING OF YOU' cards

If you know of a Guild member who is in need of a card for illness, sympathy or 'thinking of you', please let Stephanie know.
steph.nemeth@outlook.com

BHQG BOM 2021- 2022
CHRISTMAS MORNING

Candy Caners,
It is exciting to hear that some of you were planning to work on your quilt/ wall-hanging at the Spring Retreat. For this reason, you received your final instalment of instructions before the end of March.

As with the original plan, we hope you will be able to enjoy this quilt/wall-hanging "CHRISTMAS MORNING" next Christmas 2022.

Think about getting it done for the BHQG Quilt Expo 2022 at the end of September. Please register your quilt (finished or unfinished) with Aline on the special registration form before the end of June. Aline needs the paperwork early to prepare for the show. You can continue to finish your quilt through the summer.

If you have any questions, please contact Sue Baldauf at suebaldauf@hotmail.com.

Your BHQG BOM committee

Kelly Kerrigan, Brenda Konyu, Jackie Kaye, Sue Baldauf

MYSTERY QUILT WORKSHOP
(on email & on Zoom)

May 28.
9:30 AM start
Finish a quilt top in a day! This is how it works.
$10 Etransfer to Lorraine in order to participate.

You will be emailed your first "quilting clue" at 9:30 AM. Subsequent instructions will be sent out every hour until the mystery layout is uncovered!

bhqg.etransfer@gmail.com
This is a purchased pattern from the makers of the New Year Eve: Merry Mayhem Mystery Quilts.
If you have any questions, please ask Aline or Becky.
alinchan@rogers.com / rde2goquilting@gmail.com

Merry Mayhem's Mystery Quilts

QUILT EXPO

Once Upon A Quilt 2022

SEPTEMBER 30th & OCTOBER 1st, 2022

Best Western Brantford Conference Centre

19 Holiday Drive, Brantford, Ontario

WE'RE PINNING OUR HOPES ON YOU!

It has been said that many hands make light work . . . many hands will also help ensure our upcoming **Once Upon a Quilt Expo 2022** is a great success!

We are counting on our **BHQG** members to lend a hand and volunteer to fulfill one of the many volunteer positions available.

We have many volunteer opportunities and are sure there will be a role that appeals to you! Whether you like to be front and centre or work behind the scenes, we can find the perfect position for you!

Please drop Janice a line or give her a call to talk about the many exciting volunteer opportunities available and how you can help and lend a hand to make this year's quilt expo the best!

Janice Ferguson (905-627-8546) geojanferguson@gmail.com

MARKETING AND ADVERTISING REPORT

With **Quilt Expo 2022** just a few short months away, we are ramping up our marketing & advertising.

As in the past, many hands make light work. Once the printing of our poster & bookmarks is complete, we wish to get these into our communities. Ofelia & Sharon will assemble packages for places i.e. libraries, grocery stores, meeting halls, quilt stores, churches, etc. in your area. A list of locations will be drawn up & posted in a future newsletter. We're looking forward to getting the word out about our Expo."

We are excited to announce that Rose Marie Robinson is the March winner of our Expo Trivia.

Our April question is:

What is the deadline for submission of registration forms for your quilts & items for Quilt Expo 2022?

Send submissions to Sharon sbhamilton31@gmail.com

Deadline is April 12th, 2022. The winner's name will be drawn from the correct answers received and announced in the following's month newsletter.

Sharon, Ofelia & Janet

SPONSORS (Door Prizes)

Can you find a sponsor who is willing to make a donation to our **Quilt Expo 2022**? A donation can be anything: a gift certificate, a small gift, etc. As a token of our appreciation, the sponsor will get free admission to the Show. Please contact Ann: verth1234@rogers.com

We encourage all our members to submit items and quilts to our **Once Upon a Quilt 2022**. Should you have any questions regarding the Quilt Expo, contact any members of the Steering Committee.

Sue B., Stephanie, Rica, Janice, Janet, Jackie, Ofelia, Sharon, Lorraine, Aline, Sarah, Verna, Ann, Becky, Roseline

NOMINATIONS FOR EXECUTIVE 2022-23

As we come closer to our world returning back to normal after 2 years of Covid restrictions, we look forward to meeting **face to face** again at the church each month.

We all agree that our guild has done a great job through the limitations of a ZOOM format in offering the members opportunities to be inspired and learn new things in this fascinating world of quilting today.

Working behind the scenes in our guild offers its own rewards of staying connected and being involved. So as you consider what your guild is doing for you, please consider what you could do for your guild.

Our Executive will be seeing some changes, as people step down from positions of responsibility. We always welcome anyone to volunteer in sharing the fun but now there are added opportunities.

If you feel you have an interest in any of these positions, or want to voice your interest in more participation in general, please contact Sue Baldauf, Nominations at suebaldauf@hotmail.com or 519 755 8743 for more information.
The Executive and all the committees are always looking for new volunteers to share the fun.

OUTREACH PICTURES BY RICA

Zoo Animals by Joanne Beard

Gray and Green animal panel by Carolyn Pluim

Fractured Angle (Blue and Green) by Rica Maguire



OUTREACH CHARITY TOTALS 2022

Check here every month to see the total progress BHQG Outreach Committee is making during 2022 by quilting gifts for various charities in our community.

Quilts	Burp Towels	Pillowcases	Taggy Blankets	Angel Wraps	Placemats	Baby Bibs	Adult Bibs	Mug Rugs	Stockings	Fidget Quilts
18	10					7		20		

QUILTS OF VALOUR:

Contact: Elizabeth Verticchio
elizabeth.verticchio@quiltsofvalour.ca

TOUCH / FIDGET QUILTS

Touch Quilts are often referred to as Fidget Quilts.

Contact our coordinator:
Sue Baldauf & Committee

Brant Heritage Quilters Guild
Registration Form
ONCE UPON A QUILT
September 30 & October 1, 2022
Best Western Plus, 19 Holiday Inn Drive, Brantford

In box above, please mark with #1 if this is your first choice for hanging.

ONLY ONE ITEM PER FORM
Registration opens on February 10, 2022
Deadline for submission of registration is June 30, 2022. Please send in your form early even if you have not finished your item(s).

Registered by: _____ Email _____

Address: _____ City _____ Phone # _____

Pieced by (if different from registrant): _____

If Group Quilt, name of group: _____

Machine Quilted by: _____ Hand Quilted by _____

Pattern Source: _____

Quilt Name: _____

ARTICLE (include your measurements)			**DIMENSIONS (please use inches)**
B	Bed Size Quilt	(must be at least 60″ W x 80″ L)	W _____ x L _____
	Lap Quilt	(must be at least 50″ W x 60″ L)	W _____ x L _____
C	Crib Size Quilt	(must be at least 36″ W x 45″ L)	W _____ x L _____
W	Wall Hanging	(smaller than bed size quilt)	W _____ x L _____
M	Miniature quilt	(perimeter 64″ – add all 4 sides)	W _____ x L _____
S	Santa Stocking		W _____ x L _____
H	Hallway Display	(20″ x 35″)	W _____ x L _____

F Fashion item - circle one or indicate: dress / vest / hat / scarf / jacket / other _____

O Other item not listed above, please explain and give dimensions, if possible: _____

This item for sale - Yes ( ) No ( ) Price $ _____ (Please see Quiltique. 10% of sale price goes to the Guild)

Story: Tell us in 50 words or less what inspired the quilt: (please use back of page if you need more room)

_____

_____

_____

_____

EMAIL: alinchan@rogers.com with your registration OR **MAIL**: Aline Chan, 87 East Tree Drive, Breslau ON, N0B 1M0
Or in person at the BHQG meetings.

- Please keep a copy for your records.
- One article / item per form.
- At the September 8, 2022 meeting (before Quilt Expo) you will be given paper labels for your items, one of which you will pin with two **safety pins** on the quilt top, at the right bottom corner of your quilt or item. The other one is for your records. You are responsible for being at the meeting as the labels are a record of your entries.

2022 QUILT SHOWS

May 27 –28: New Millennium Quilters Guild, Mildmay

June 2-4: Quilts Kingston, Kingston ON

June 2-3: Pine Tree Quilters Guild, Muskoka

June 3-4: Quilts in Bloom, Hamilton

June 16-18: Quilt Canada, Vancouver BC

July 8-9: Prince Edward County Quilt Show

Sept 24-25: Canadian Rockies Quilt Show

Sept 30—Oct 1: Brant Heritage Quilt Expo

Oct 20-23: Salon Quilt Show, Quebec

Nov 11-12: York Heritage Quilters Guild

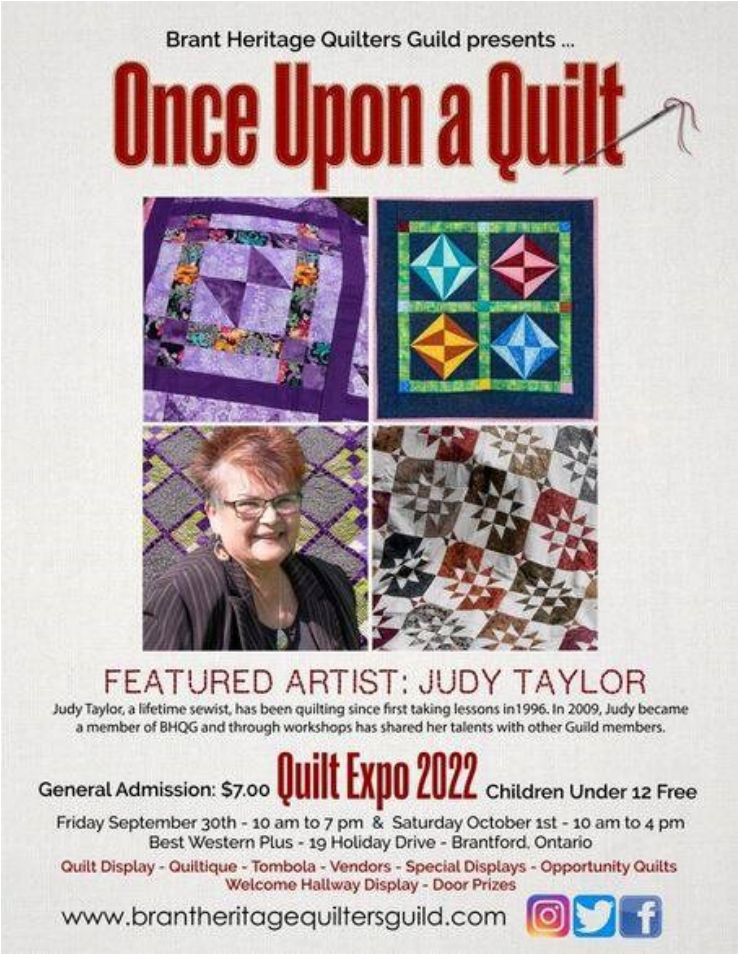

SPRING RETREAT REPORT

Because the pearl is the gemstone for the 30th anniversary, we chose the name Pearls of Wisdom for our BHQG Spring Retreat this past weekend, Friday, March 25 - 27. No fooling! It was fun to sew with our pearls on.

Thank you to our committee chair, Jackie Kaye, for her unwavering diligence and persistence in making the transition from Five Oaks to the Cambridge Hotel and Convention Centre happen. On the weekend, it was so nice to experience the gracious accommodations made by the hotel management and staff. The rooms were very comfortable and the food (with ongoing snacks) was delicious.

With a large sewing room and a smaller dining boardroom dedicated to our activities, our 28 registrants enjoyed their spacious work stations and produced some beautiful sewing creations. Check out Facebook to see some of the pictures.

On Friday afternoon, we had the pleasure of shopping at Red Red Bobbin and The Quilt Place vending booths. Once again, our 2 auctions were tremendous successes. Thank you to Aline and her assistant Vanna (Jackie) for making the Chinese Auction so much fun. The Silent Auction was very impressive with so many donations given by the participants. Thank you.

Our member, Alice Farrenden, celebrated her 93th birthday recently and we couldn't miss the opportunity to herald her with song and cake. Alice, you are an inspiration to all of us!

From the past retreat that was cancelled, we collected many beautiful blocks that will go to Outreach for a quilt. For this retreat, our committee member, Brenda Konyu, prepared kits for everyone to make this year's blocks. An excellent choice of fabric, precision cutting and excellent directions made it easy to make 36 blocks which were divided into 3 batches. By a random draw, the winners were Cathy Eagles, Joan Campbell, and Verna Redford (who donated the blocks to Outreach).

All in all, a successful retreat. We welcomed new quilters who may become regular members and missed those members who were not able to join us.

A big thank you to our committee members of Spring Retreat…Jackie Kaye (chair), Elaine McLean, Aline Chan, Brenda Konyu, Roseline Dufour and Sue Baldauf.

Pictures on next page...

RETREAT PICTURES BY VERNA RADFORD

RETREAT… photos by Verna



HOW TO MAKE A HANGING SLEEVE FOR YOUR QUILT

WHAT IS A HANGING SLEEVE AND WHY IS IT NECESSARY?

The larger quilts will be suspended on quilt racks made of 2-inch-wide rods. These rods slide through a fabric tube or "sleeve" at the top back of the quilts. This allows the quilts to hang evenly without stretching.

IS IT PERMANENT OR TEMPORARY?

As a temporary measure, the sleeve can be sewn on after the quilt is finished and can be removed later. Some quilters keep these temporary sleeves and reuse them. If you wish to have a permanent hanging sleeve, it can be added at the same time as the binding.

WHAT FABRIC SHOULD YOU USE?

This sleeve can be any fabric. If you plan to have a permanent hanging sleeve, you may wish to match the backing fabric.

WHAT SIZE DO YOU MAKE THE SLEEVE?

Remember this sleeve should be the entire width of your quilt. The sleeve must have enough fullness, so it does not pull and show on the front of your quilt. The instructions here use fabric that is 10 inches wide. Other instructions may suggest 8- or 9-inch widths but your sleeve must be big enough for the BHQG quilt rods.

INSTRUCTIONS

Measure the width of your quilt including the binding.

Cut (or piece together) fabric to measure 10-inch-wide X width of your quilt plus 1 inch.

3. Fold in the short ends ½ inch and press. Fold in again ½ inch and press. Fold in again ½ inch, press and sew. This eliminates the raw edge



4. Fold the fabric strip in half wrong sides together, press and sew 1/2in. seam along the long edge.

5. Press the seam open, centre it and press.

6. Along one of the long edges, fold down and press about ½ inch pleat.
See photo. This allows for a little slack so the quilt will hang better on a rod or slat. Without this slack on the back, you may have a bulge on the front of the quilt where the hanging rod goes through. You can see this slack more clearly on the side view photo on the next page.



7. Use a whipstitch to sew the top edge of the tube to the quilt backing. Stitch into the quilt batting occasionally to help strengthen the seam but do not allow the stitches to show on the front of the quilt.

Whipstitch the lower edge of the sleeve to the quilt. Remove pins. The sleeve will bulge out a bit to allow space for a hanging rod.



Whipstitch the (short) back sides of the sleeve to the quilt. Leave the front sides open to allow for rod insertion.

8. Your hanging sleeve will be the perfect 4 ½ inch size for the BHQG quilt racks.

S. Baldauf 2022 ref. S. B. Knapp

Flimsies donated by Roseline Dufour and quilted by Joanne Beard—for Outreach.

since 2022
SPRING HOUSE
RETREAT

PLEASE JOIN US FOR OUR
OPEN HOUSE
SATURDAY MAY 28 + SUNDAY MAY 29 | 10AM–4PM

ABOUT THE PROPERTY

966248 Oxford Waterloo Road
New Hamburg, Ontario N3A 4K3

- Brand new quilting retreat facility in beautiful New Hamburg, Ontario.
- Large renovated farmhouse set on 140 secluded acres.
- 6 bedrooms that sleep 12 comfortably in separate beds.
- Bright, spacious and fully equipped work room with space for 12.
- Available for rental bookings beginning July 2022!

For more information about rental rates or bookings, call, text or email:
Kathy - 519.584.5162 | Nancy - 519.635.4320 | springhouseretreat@gmail.com

OUTREACH

pictures by Stephanie Nemeth

Flimsies donated by Beryl Arnold and quilted by Joanne Beard.



Cherished pieces
For Quilters & Sewists
Quilters, please stay safe & healthy!
Mail order available!
WE HAVE MOVED.... ACROSS THE STREET!
accuquilt
Signature Dealer
www.cherishedpieces.com
142 Broadway St. Tillsonburg, ON
519.842.2658

Up Yur Quilt
Henley Square Plaza
395 Ontario St,
St Catharines, ON
UpYurQuilt@gmail.com
NOW OPEN
Tues, Thur & Fri
8am-4pm
Wed 8am-6pm
Sat 8am-12pm
Sun/Mon closed
289-362-1443
www.UpYurQuilt.ca

SPOOLED ROTTEN
QUILTS
Longarm Quilting Services
Sarah Yetman • 519-732-5718
info@spooledrottenquilts.com
237 Bruce St., Brantford ON N3S 4Z8

Hamilton Sewing Specials!
BABY LOCK
SEWED
LONGARM GETAWAY
VIRTUAL EVENT
In Stock!
$469
Value
*Does not include machine price
You started your quilt, and now you can finish it with the Baby Lock Gallant.
Packed full of features, the Gallant is just what you need to complete any quilting project.
1564 Main Street West Hamilton On. - 905 527 6794 - hamiltonsewing.ca

Hamilton Sewing Special

Handi Quilter
AMARA
10 or 12
Foot Framed
On Sale
Now!

Experience quality, precision, and a world of quilting possibilities.
From baby quilts to king-size, the HQ Amara is the perfect fit for your style of quilting.

1564 Main Street West Hamilton On. - 905 527 6794 - hamiltonsewing.ca

Heirloom Treasures
Creative Sewing Studio

Fine fabrics, patterns, books & designs
Innovative notions & sewing supplies
Quilting, machine embroidery & bag making classes

132 Governors Rd E
Paris, ON N3L 3E1
519-774-5164

Studio Hours: Wed – Sat 10 – 4
heirloomtreasures01@gmail.com
facebook.com/HeirloomTreasures132

Hamilton Sewing
www.hamiltonsewing.com

Quild Members receive
25% Off Fabric
Everyday

michele@hamiltonsewing.com
1564 Main St. W. Hamilton On Phone 905 527 6794

Country Patchworks Fabrics and Quilts

DEBBRA EDDY
Owner

515533 11th line
R.R. 3, Woodstock, ON N4S 7V7

519-537-8753
debbraeddy@hotmail.com
www.countrypatchworks.ca

Country Patchworks

THE QUILT PLACE

HEATHER STOCK
519-625-8435
heather@thequiltplace.ca
www.thequiltplace.ca

Fabric, Quilting Supplies,
Ready & Custom Made Quilts
3991 Perth Rd. 107, Box 223, Shakespeare, ON N0B 2P0