



# BRANT QUILTERS VOICE

APRIL 20, 2017



## APRIL 2017 PROGRAM



Our April program will allow you to build up your quilting techniques when the members at *Brant Heritage Quilters Guild* present a round robin on 3D Flowers. Six enthusiastic members will showcase a different technique: Dianne with Ric-Rac flowers,

Mary with a Bell Shaped flower, Kay with a Daisy-Like flower, Joan with a Thistle flower, Aline with Ruching and Carrie with a Hexagon flower. Each presenter will be showing their technique in six 10-minute segments, as you rotate from one station to the next. It should be a fun and informative evening for everyone. Hope to see you there!

*Roseline Dufour*, Program Chair

## DOORS OPEN AT 6 PM

Meeting starts at 7:00 PM St. George United Church  
9 Beverly Street East • St. George ON

## CHECKLIST

- ✓ Name Tags
- ✓ Library Books
- ✓ Pop / beer / cat food tabs/ contest
- ✓ BOM
- ✓ Cuddle Quilts / Outreach—Take a kit home
- ✓ 50 / 50 Draw: \$1 a ticket, 3 for \$2
- ✓ Find the thimble
- ✓ **SHOW OFF YOUR SHOW & TELL** (sign sheet)
- ✓ Library opens at 6:15 PM
- ✓ BHQG QUILT EXPO 2018

**Demo at the kitchen area at 6:45 PM tonight!**

**APRIL DEMO: SARAH YETMAN WILL SPEAK ABOUT WET BLOCKING A QUILT.** This will ensure the quilt is square as well as help to keep the borders straight. It keeps the quilt flat instead of becoming wavy if the quilt is meant to be hung. This technique is helpful for competition pieces or for wall hangings as the quilt will retain this shape until it is washed again.

**MAY DEMO: SARAH YETMAN—PERFECT STRAIGHT BINDING TECHNIQUE.** This will do exactly what the title entails! It requires a little more prep work.

**IF YOU ARE THINKING OF ENTERING A QUILT FOR COMPETITION OR EVEN WANT TO IMPROVE YOUR TECHNIQUE ON ANY QUILT, WE WOULD SUGGEST YOU JOIN SARAH FOR THESE INFORMATIVE DEMOS.**

## DID YOU KNOW...

- ⇒ **WE WELCOME NEW MEMBER JOYCE LAYFIELD.**
- ⇒ that to mark the 100th anniversary of the First World War and the Battle of Vimy Ridge on April 9, 2017, commemorative events will be held at the Canadian National Vimy Memorial in France and the National War Memorial in Ottawa.
- ⇒ that the April BHQG Exec and Quilt Expo 2018 meeting has been changed to Tuesday April 18 instead of Thursday of that week.
- ⇒ that nominations for the BHQG 2017 Member Recognition will be reviewed at the April Exec meeting. Winner(s) will be honoured in May.
- ⇒ that the big box loom on the stage at St George church is their Guides & Pathfinders' project, weaving a rug using plarn (the term used for the cut strips of plastic bags).
- ⇒ The June guild meeting will be held at the Bell Homestead. Because of space restrictions, there will be an afternoon meeting and an evening meeting with seating for 30 at each meeting. Both meetings will be identical. At this time there are no spaces left for the afternoon meeting. Sign up at the Canada 150th Anniversary Placemats table for the evening meeting.
- ⇒ That the pre-meeting demo will be at 6:45 PM tonight.



**SEWcial** Please join us on APRIL 13, 11AM, at St George United Church. A dedicated time to sew without interruption.

## NEWSLETTER DEADLINE

**Deadline: 15th of each month**

**NEXT DEADLINE: APRIL 15 for the MAY issue**

We solicit articles & request that they be kept to a 1/4 page / 200 word maximum, Times New Romans or Calibri( Newspaper) San Serif Font, WORD document.


## BHQG 2018 QUILT EXPOSITION MEETING

Tuesday, April 18, 5:30, Blue Dog Café

## BHQG EXECUTIVE MEETING

Tuesday, April 18 6:30 PM, Blue Dog Café

**CUDDLE QUILT / OUTREACH**  
**FIRST TUESDAY OF EACH MONTH**  
**May 2: 10:00 AM at Rica's home**



**PRESIDENT'S CORNER**

April is here... With its SPRING FLING Retreat at Camp Trillium. No Fooling, retreat is always a time for great fun, time with friends, time to sew, and time to learn new things.

April is here with our celebration of Easter. A time for Easter eggs and Sunday bonnets, a time for April showers to bring spring flowers and a time for family gatherings.

Happy times to everyone.

*Sue Baldauf*, President

**HAPPY APRIL BIRTHDAYS**

|                  |               |
|------------------|---------------|
| Carrie Browne    | Kim Callaghan |
| Faye Duke        | Loren Forrest |
| Pennee Ingram    | Bonnie Kelley |
| Carolyn Robinson | Kyla Smith    |
| Cyndy Taylor     | Joan Tressel  |

**MARCH WINNERS!**

- ° **FIND THE THIMBLE:** Brenda Konyu
- ° **50 / 50 DRAW:** Rose Marie Robinson
- ° **DOOR PRIZES:** Mary Lou Pizzey  
& Faye Duke
- ° **LIBRARY:** Linda Raney

**THE HIDDEN THIMBLE**

Find the hidden thimble in the newsletter.

EMAIL Aline or leave a note at the Membership Table, telling where it is located and you will be entered into a draw to win a prize. You have to be present at the meeting to be eligible for the prize draw.

**Global Effect Challenge Reminder**

May is the month for you to submit your **Global Effect project**. Prizes will be awarded to the viewer's choice top three picks. So don't delay. Get your thinking caps on and wow us with your submission.

**OFFICERS 2016-2017**

|                                      |   |
|--------------------------------------|---|
| President                            | Sue Baldauf   |
| Past President / Nominations         | Roseline Dufour   |
| Vice President                       | Becky McAlister   |
| Recording Secretary                  | Stephanie Nemeth  |
| Treasurer                            | Anne Maguire  |
| Membership Name Tags, Winners        | Aline Chan/Sue Green/Laurann Gilchrist<br>Welcoming: Joan Tressel/Carrie Browne |
| Social Correspondence CQA/ Publicity | Rose Marie Robinson   |
| Program Committee Chair              | Roseline Dufour, Sarah Yetman   |
| Workshop Chair<br>Lorraine Gerald    | Linda Smith, Mary Lou Pizzey  |
| Newsletter Editor                    | Aline Chan  |
| Library Chair<br>Kim Callaghan       | Cathy Eagles, Susan Archer  |
| QUILT EXPO CHAIR 2018                | Roseline Dufour   |

**COMMITTEES**

|                                |                                |
|--------------------------------|--------------------------------|
| Retreats / Bus Trips           | Joanne Beard                   |
| Demos                          | (vacant)                       |
| Quilt Racks                    | Sue Baldauf                    |
| Outreach: Cuddle Quilts        | Rica Maguire, Stephanie Nemeth |
| Historian                      | Roseline Dufour                |
| Photography                    | Rose Marie Robinson            |
| Quilt Documentation / Archives | Carol Hunter-Ward              |
| Socials / Potlucks             | Mary Connan / Joy Archer       |
| Pop Tabs                       | Bonnie MacDonald               |
| 50/50 Draws Anne MacFarlane    | Alice Farrenden / Gay Spong    |
| Block of the Month             | Joanne Beard                   |
| Special Projects—Regular       | Roseline Dufour                |
| Scholarship                    | Sue Baldauf                    |
| SEWcials                       | Aline Chan / Sue Green         |
| Webmaster                      | Aline Chan                     |

Replacement Guild Lanyards \$6

**GLOBAL EFFECT CHALLENGE INFO**

This year's challenge will have a global effect. The challenge will be to choose a flag from the country of your choice and design your quilted project with only the colours found in that flag. You will also need to include something that represents that country such as a symbol, national flower, or what it is known for. e.g.: Canada might be a beaver, maple leaf or hockey. This challenge can be any size, from a quilted object, to any size quilt. The reveal will be at our May guild meeting when three prizes will be awarded. Viewers will be voting on originality and general use of the colours of the flag chosen. Please pin a paper on the back of your project indicating your name and the country that you have chosen with the colours of the flag. HAVE FUN!

**OF INTEREST TO QUILT LOVERS**

**April 7, 8** - Ricky Tims at Stitches from the Heart Guild, Sault Ste. Marie. <http://www.saultquilts.com/>  
1 day lectures \$100; 2 day lectures \$185. Lunch included.

**April 8 - May 30, 2017** Contemporary Art Quilts, Free Admission. Kitchener City Hall, Kitchener  
<http://www.horizonsquilting.ca/call-for-entries.html>

**April 21, 22** - Quilts on the Seaway, Cornwall Quilters Guild. \$6, St Matthews Church.

**April 22, 23** - Halton Quilters Guild 'Stitches in our Time'  
<http://www.haltonquiltingguild.ca/events.html>

**May 5 - 6, 2017** Stitches in Bloom, Chatham Kent Quilters  
St. Paul's Congregational Church,  
450 Park Ave. West, Chatham \$6



**May 6 - 7** Rouge Valley Quilters Guild, \$6.  
867 Valley Farm Rd. Pickering  
<http://rvqgquilts.show.blogspot.ca/>

**May 6-7** Quinte Quilters Guild present '150 years in the Making'. Quinte Curling Club, Belleville. Seniors \$7.  
<http://www.quintequiltingguild.ca/>

**May 11-13** Oxford Quilters Guild, Pieces of Magic. Ingersoll Arena. \$7. <http://www.oxfordquiltingguild.com/>

**May 12-14:** Ottawa Valley Quilters Guild, Festival of Quilts RA Centre Curling Rink, Ottawa  
<http://www.ottawavalleyquiltingguild.org>

**May 14 - Thanksgiving:** Mother's Day celebration at Bell Homestead  
Brantford. Opening of BHQG display of **Quilts of Canada - 150 Years in Stitches**

**June 14 - 17, 2017** Quilt Canada 2017 Toronto, ON  
The International Centre - Mississauga

**June 23 - 24, 2017** 'Sew Much to Celebrate, Eh!!' Markdale Centre Grey Arena [thequeensbushquilts@gmail.com](mailto:thequeensbushquilts@gmail.com) \$8

**July 29, 30** Quilts at the Creek, Black Creek Pioneer Village  
<https://quiltsatthecreek.wordpress.com/>

**Nov 10, 11** - Celebration of Quilts, York Heritage Quilters Guild. <https://yhqg.org/quilt-show-2017>

A listing of Quilt Shows in Canada:  
<http://www.canadianquilter.com/>

**BHQG****BHQG PINS - \$5 only**

Proudly wear a BHQG Guild pin.  
Please see Membership to purchase one.

**BOM with JO**

Keep working on those monthly blocks. There will be seven different blocks and in May, the information will be given for several different sashing treatments.

Whether you do a row-by-row format or design your own, we will be happy to see any flimsies in September!

September will be the unveiling of your version of this quilt.

*Joanne Beard*, BOM Convenor

**CQA BUS TRIP - FRIDAY, JUNE 16, 2017**

We have reserved a 39-seat bus to go to Quilt Canada in Toronto at the Convention Centre on Friday, June 16, 2017. The registration form is included at the end of this newsletter and will be available at the meetings, as well. The quilts on display last year were amazing and the merchant mall was equally amazing. Every booth was of interest to quilters of all levels and areas of interest. Mark the date on your calendar! \$40.

*Joanne Beard*, Bus Trip Convenor



⇒ **Friday June 16, 2017, BHQG Bus Trip**  
\$40 includes the cost of the bus and admission to the show. Leave car lot at 8:30 AM, leave Toronto at 2:30 PM

Bus leaves at the MTO Car Lot, off HWY 403, Interchange 41, off Garden Avenue, on Abbots Court, Brantford.

⇒ **May 14 - Mother's Day celebration till Thanksgiving**  
Bell Homestead, Brantford. Opening of BHQG display of Quilts of Canada - 150 Years in Stitches.

**BRANT HERITAGE QUILTERS GUILD** publishes the **BRANT QUILTERS VOICE** ten times a year. Editor: Aline Chan  
We welcome editorial contributions and submissions. You may email submissions to [alinchan@rogers.com](mailto:alinchan@rogers.com)

**Advertising Policy:** Advertisement of a product or service does not indicate endorsement by the publisher. Publisher does not assume any responsibility by warranty or otherwise with respect to products or services advertised.

**SIGNING OF THE MEMBERSHIP APPLICATION AND CHECKING THE APPROPRIATE BOX** gives us permission to send you Guild-related notices / announcements. To unsubscribe, please email the editor with the words 'unsubscribe' on the subject line.

**PROOF-READERS:** President Sue Baldauf, Anne Maguire, Bonnie MacDonald, Dianne Thomas, Rose Marie Robinson, Roseline.



## BHQG WORKSHOPS TAKE PLACE AT SMOKEY HOLLOW OR ETONIA

### DIRECTIONS:

**Smokey Hollow Estates**  
114 Powerline Road, Brantford - East of Gretzky Pky

**Etonia United Church Hall (Princeton)**  
101 Hwy 2, Etonia, ON

Bring your lunch.  
Tea and Coffee is provided.



out and work on an Outreach project.

(No charge if you are working on Outreach)

Bring your lunch (coffee & tea supplied).

Come out and have a great day of quilting, sewing and fun. If you do not have a current project on-the-go, come



## UPCOMING WORKSHOP

**April 22nd, 10 AM—4 PM.**

**HALF SQUARE TRIANGLE** project with Sarah Yetman.


\$20.

Location: Smokey Hollow Estates.

To sign up:

Contact Lorraine at the guild or by email

[Lmgeraldi@gmail.com](mailto:Lmgeraldi@gmail.com)



### OUTREACH CHARITY TOTALS 2017

Check here every month to see the total progress BHQG Outreach Committee is making during 2017 by quilting gifts for various charities in our community.

| Quilts | Taggy Blankets | Burp Towels | Pillowcases | Placemats | Bibs | Hardy Terrace, Mt. Pleasant Touch Quilts (see Judy) |
|--------|----------------|-------------|-------------|-----------|------|---|
| 34     | 5              | 2           | 32          | 5         | 3    | 24  |

If you want to participate by making these quilted gifts or/and would like more information, please speak to Rica or send her an e-mail: [1maguire1@rogers.com](mailto:1maguire1@rogers.com)

For **TOUCH QUILTS**, contact Judy at [judytaylor379@gmail.com](mailto:judytaylor379@gmail.com)

Our goal is 40 touch quilts so everyone in the Dementia / Alzheimer's unit gets one, at Hardy Terrace Nursing Home in Mt. Pleasant.

Judy has a supply of kits available. We are more than halfway to our goal for this year!!!

"Sharing, caring and working together, helping to make the world a better place." ~Karen's Kids





### CANADA 150 PLACEMATS

In 2017, Canada is celebrating its 150<sup>th</sup> anniversary. The guild is joining in the celebration by creating 150 placemats, one for each year. These placemats will be put on display at the Bell Homestead National Historic Site, just before Mother's Day, until Thanksgiving. After the display, the placemats will be donated to charity, unless you would like your placemat returned to you after the display. Please let us know if you would like them returned so we can keep track of them.

We have not yet received placemats for some of the years that have been spoken for.

If you still need some more time, or you will not be able to complete them please inform:

Becky [rde2goquilting@gmail.com](mailto:rde2goquilting@gmail.com) or

Sue [suebaldauf@hotmail.com](mailto:suebaldauf@hotmail.com)

### CANADIAN HISTORICAL TRIVIA FAMOUS CANADIANS BORN IN APRIL

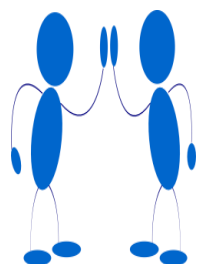
- ⇒ **Mary Pickford, theatre actress, April 8, 1892**
- ⇒ **Former Prime Minister Stephen Harper  
April 30, 1959**
- ⇒ **Hockey coach Ted Nolan, April 7, 1958**
- ⇒ **Jeanne Sauvé former Governor General of  
Canada April 26, 1922**



### DO YOU RECOGNISE THESE FAMOUS CANADIANS?



### Member Recognition Award Program




A BIG **thank you** to all who participated in our

### BHQG Member Recognition Program

by submitting names of possible recipients of this award. You helped us offer worthwhile incentives to our members.

## LIBRARY NEWS



The new book this month - *FREE MOTION QUILTING FOR BEGINNERS & THOSE WHO THINK THEY CAN'T* - Techniques, Designs, and Projects for your home sewing machine.

My closest Chapters has been under-going major renovation and there is no magazine section! They re-open the end of March so hopefully we will have a couple for the meeting.

**GET YOUR DRAW TICKET** By visiting the library or writing an article for the newsletter by reviewing a book or magazine. 3 tickets for a book review, 5 for a project!

Your Library Team: *Kim Callaghan*  
[kim\\_quilts@outlook.com](mailto:kim_quilts@outlook.com)

## SHOW OFF YOUR SHOW AND TELL

Please don't keep your Show and Tell hidden in a bag all evening. We will have a display table ready for you to show off your work throughout the meeting. Look for the table just outside the Library and please sign the list you will find there so we can acknowledge your participation in the following month's newsletter.



In this way, we will have more time to view everyone's work up close. The Show and Tell will occur as usual at the end of the meeting, as you take your own work off the table and reveal to everyone the inspiration behind your creations.



## BHQG SCHOLARSHIP

Our guild is proud to support the youth of our community in their interest in the field of fabric arts. In the past, we offered a \$500 scholarship award to a deserving student in Brant County, who was going to further her/his education at the post secondary level in the study of fashion, fabric arts or fibre arts.

Because fewer students are pursuing fabric arts, we have re-structured this award program. Beginning this year, we will grant awards of \$50 to students with highest marks in Grade 11, Fashion and Creative Expression HNC3C, and Grade 12, World of Fashion HNB4M, in each of the secondary schools. These awards will be presented at the regular awards ceremony or convocation at each school. As well, the winning students will be offered a free year's membership to BHQG (which will be transferrable).

*Sue Baldauf*, Committee Chair

## SHOW & TELL PARTICIPANTS

### MARCH

- Linda Raney – Quilt Carry Bag
- Kay Boyd – Silk quilt
- Dorothy Balsdon - Spool quilt
- Barb Minutello – Quilt for Victoria Quilts
- Carla Rutherford – 2 baby quilts
- Bonnie Kelley – Lamb Quilt
- Susan Clark – the Quilt Show and Picasso Night
- Rica Maguire – Ruth Kennedy 'curved piecing work shop quilt' and 'man cave pillow'



Our Publicity person is  
 Rose Marie Robinson.




We continue to submit notices of our meetings to a number of local papers.

Please let Rose Marie know of any special activities that should be mentioned in the news media.

**GUILD PHOTOGRAPHER: ROSE MARIE**

If you know of a Guild member who is in need of a card for illness, condolence or 'thinking of you', please let Rose Marie know:

[rwoodley000@sympatico.ca](mailto:rwoodley000@sympatico.ca)  
 (519) 448-3842



## APRIL TRIVIA

I volunteer at Westfield Heritage Village and know all sorts of trivia. One that I challenged visitors with at the recent Sap Tap of maple syrup is: why was the expression MAD HATTER used when referring to milliners? Quilters used to make hats to keep their heads warm so some came to be called Mad Hatters. Email your response to me for an April meeting draw. *Aline*



## QUILT EXPO 2018

October 19-20 2018

**Best Western Plus**, Holiday Drive, Brantford.

**TITLE FOR OUR QUILT EXPO 2018.** We are on the lookout for a catchy title for our **Quilt Expo 2018**. Can you think of one? Please fill out the ballot located on our **Quilt Expo 2018** table and insert in the box while you attend our April guild meeting or send me an email at [roselineduf@hotmail.com](mailto:roselineduf@hotmail.com) by April 13<sup>th</sup>. We hope to be able to pick a catchy name amongst all of your suggestions at our next Steering Committee on April 20<sup>th</sup>.

**FEATURED ARTIST.** Do you know a member who you would like to nominate for Featured Artist at our Quilt Expo 2018? At our April BHQG meeting, please submit that name on a ballot.

Also remember the criteria for nomination:

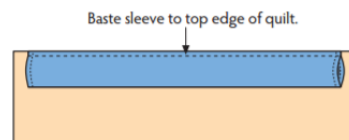
- 1) must be a member of BHQG
- 2) a quilter that, through her work, can inspire others and
- 3) be willing to attend **Quilt Expo 2018**. The ballots will be analyzed by our Steering committee at their meeting on April 18<sup>th</sup> and further steps will be taken. Announcement of the chosen featured artist will be made in September 2017.

**OUR NEXT QUILT EXPO 2018 MEETING** Tuesday April 18 from 5:30 to 6:30 at the Blue Dog Café on Brant Avenue in Brantford.

See you next month! *Roseline*

### HOW TO ADD A HANGING SLEEVE TO YOUR QUILT

1. Cut the sleeve 8½" wide x the exact width of your quilt. Fold the ends in twice (¼" and ¼" again) to finish each end of the sleeve. Stitch using a scant ¼" seam allowance.  
Press the long sides of the sleeve so they meet in the center.  
It helps to fold the sleeve in half lengthwise first and press to give you a center crease.  
*When you press the sides to the centre, you'll press those creases out – they give an easy guide without measuring or marking.*
2. Fold right sides together and stitch ¼" seam on the long edge of the sleeve.  
Turn the sleeve right-side out.
3. You may need to repress the fold lines – you'll need those for attaching the sleeve to your quilt.  
This is the step that provides the give needed in the sleeve.  
Center the sleeve across the width of your quilt.  
The edge of the sleeve should lie just inside your binding on each side of the quilt.
4. Using the fold, pin your sleeve in place ½" to ¾" from the top outside edge on the back of the quilt.  
*This spacing is needed so the sleeve will not show after it is hung.*
5. Pin the top of the sleeve along the fold and blindstitch in place.  
Use the opposite fold line to pin the bottom edge of the sleeve in place; blindstitch to the quilt.  
The sleeve will fit flat against the quilt from fold line to fold line; the rest of the sleeve will cup out giving enough play in the fabric to fit into the hanging device without damaging the sleeve.



**Check out our guild's website for more info.**

**Check out this YouTube video by Fons & Porter** [https://www.youtube.com/watch?v=7NO70\\_ENjQk](https://www.youtube.com/watch?v=7NO70_ENjQk)



**PROGRAM**

Photos by Rose Marie

Trunk Show by Aline Chan



THE  
Quilting  
BEE



## AWARD WINNING CANADIAN INNOVA DISTRIBUTOR


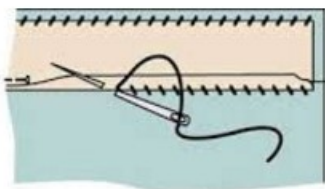
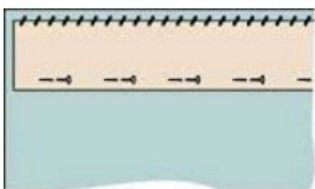
ABM Innova manufactures the highest quality state-of-the-art quilting machines that will enhance your quilts, improve your productivity, increase your excitement and ENSURE YOUR SUCCESS! INNOVA ... the choice of professionals!





**OUTREACH**

Photos by Roseline

**SAMPLES OF HANGING SLEEVES**

Let the size of your quilt be your guide when determining how to hang your quilt. Smaller quilts can be hung with purchased clips, sewn-on tabs, or pins applied to the corners. Larger quilts require a hanging sleeve attached to the back to accommodate a wooden dowel or decorative curtain rod. Adding a hanging sleeve may take a few more minutes, but it will be worth it in the long run. Your effort preserves your hours of work with less distortion and damage.



## SHOW & TELL

Photos by Rose Marie



Honey Fish is donating this quilt to Outreach. She made it at Roseline's class.





**Monthly Specials – Weekly Features**

**Classes – Upscale Retreats**

**Tues. – Fri 10-4, Wed till 6, Sat 9-3**

**133 Broadway Street, Tillsonburg, On**

**519.842.2658**

**www.CherishedPieces.com**



## CANADA'S BIG QUILT BEE



To celebrate Canada's 150th birthday we want you to be part of Canada's biggest Quilt Bee!

The Big Quilt Bee will be held June 15-18, 2017 at Quilt Canada 2017 in Toronto, ON. We'll have sewing machines, long arms, mid arms and an army of volunteers ready to work on

quilt tops and stacks of slabs made by hundreds of Canadian quilters. But your help is needed!

Our goal is to make and donate 1,000 quilts for kids at Ronald MacDonald Houses across Canada!

Here's where we need your help. We need lots of quilt tops and 12 1/2" slab blocks incorporating at least one piece of special Canada fabric.

Help spread the word! Put our Big Quilt Bee logo onto your blog or webpage. Use the hashtag #bigquiltbee on all your social media posts to help spread the word!

<https://www.canadianquilter.com/events/quilt-canada-2017-quilting-bee.php>

The Brant Heritage Quilters Guild will be contributing several quilts from the slab blocks our members made.



*Fine fabrics, patterns, books & designs  
Innovative notions & sewing supplies  
Quilting, machine embroidery & heirloom classes*

132 Governors Rd E.  
Paris, ON N3L 3E1  
(next to Brant Valley Golf Course)

519-774-5164  
heirloomtreasures01@gmail.com  
www.heirloomtreasures.ca

# HS Hamilton Sewing

Longarm Quilting, Embroidery, Sergers and Sewing Machines

Hamilton Sewing has been serving the Hamilton & surrounding areas for over 25 years.  
We are pleased to feature the superior quality and technological advancement of the  
Sewing, Quilting, Embroidery Machines & Sergers.

**Authorized Dealer for**  
**Baby Lock, Husqvarna, Handi Quilter**  
**Singer & Juki**

*Special Machine & Accessory Packages Available*  
**Visit Us Anytime for Your Personal Demonstration**



We also offer a wide variety of:  
Fabrics – 100% Cottons, Batiks, Flannels & Knits  
Specialty Sewing Accessories, Notions & Supplies  
Sewing Cabinets & Cutting Tables  
Inspiring Quilting, Embroidery & Sewing Classes  
Sewing Machine Service & Repairs

**Join our e-mail newsletter for weekly specials**  
***Guild Members Save 25 % Off Fabric Everyday***

1564 Main St W, Hamilton, ON  
Phone: 905 527 6794  
Email: [michele@hamiltonsewing.com](mailto:michele@hamiltonsewing.com)  
Website: [www.hamiltonsewing.com](http://www.hamiltonsewing.com)  
or [www.hamiltonquilting.com](http://www.hamiltonquilting.com)

At Hamilton Sewing,  
Guild members save 25%  
off fabric everyday.



**Village Square Quilt Shop**  
Fabric, Classes, BOM, Mystery Quilt

Unit 50 - 422 Pearl Street  
Burlington, ON L7R 2N1  
[www.villagesquarequilts.com](http://www.villagesquarequilts.com)  
905.681.2256 vsqs@outlook.com

**FABRIC Please!**

Your CANADIAN online fabric store!

**FabricPlease.com**

**Worldwide Flat Rate Shipping**  
\$8-CAN / \$15-US  
\$35-INT

*Fabrics & Quilts*

**Country Patchworks**

Woodstock, Ontario

Ph. (519) 537-8753  
515533 11th Line  
R.R.#3 Woodstock, ON  
N4S 7V7

[www.countrypatchworks.ca](http://www.countrypatchworks.ca)

...Worth the Drive to the country!

**PLEASE SUPPORT OUR ADVERTISERS**