



# BRANT QUILTERS VOICE

March 12, 2015



IT'S GOING TO BE CANADA'S SESQUISENSATIONAL IN 2017  
AS CANADA CELEBRATES ITS 150TH BIRTHDAY!

## MARCH MEETING

The speaker for our March meeting will be Marilyn Farquhar from Heidelberg. Marilyn has been an avid quilter for thirty years.

Traditional patterns used to be the standard, but currently Marilyn prefers to be known for her original designs. She has been a prolific quilt maker, donating quilts to charitable organizations and gifting to family and friends in celebration of milestones. According to Marilyn, "Some quilts just have to be made for the sake of making them and these are added to inventory."

Marilyn's quilts have won numerous awards at both national and international shows and been exhibited in many venues.

*Patricia Ryckman-Fleming*  
Program Chair

✓ Name Tags

✓ Pop Tabs

✓ Library Books

✓ BOM—SWEET DREAMS

✓ Finished Cuddle Quilts / Take a kit home

✓ 50 / 50 Draw: \$1 a ticket, 3 for \$2

✓ STRIPPERS EXCHANGE —BLUES

✓ Find the thimble

✓ Outreach Meeting, first Monday of the month

✓ Spring Retreat—full / waiting list

✓ Demos at 6:45 PM

✓ Show & Tell

## CHECKLIST

## MARCH 12TH MEETING DOORS OPEN AT 6:30 PM

Demo starts at 6:45 PM

Meeting starts at 7:00 PM

St. George United Church

9 Beverly Street East • St. George • ON

## DID YOU KNOW...

- ◇ ... that the BHQG EXECUTIVE will not have a meeting in March?
- ◇ ... that the OUTREACH ACCOUNT will be topped up to \$1,000 from the General Fund annually on September 1<sup>st</sup>, if necessary?
- ◇ ...that the QUILT SHOW FINANCIAL report is being finalized and should be available in April at the Executive meeting?
- ◇ that BHQG has named the BHQG Exhibitor Choice award at the Paris Agricultural Fair *IN MEMORY OF PAT PYBUS*. This change will appear in their 2015 book. Also, BHQG will be adding \$200 WORTH OF BOOKS in the library in memory of Pat.
- ◇ ... CQA is posting the winners of the Rosette on their WEB site rather than the magazine. If you go into the 'Rosette section' at [www.canadianquilter.com](http://www.canadianquilter.com), there is a list of winners and the picture of our own Sue Butler with her quilt is there.

## DEMOS

To learn new tricks and tips that make quilting more enjoyable will be our March demo presentation. From the beginner to the advanced quilter, you will go home with a wealth of knowledge. Let's make it an interactive demo session by bringing in your own gem (tip). Be in the kitchen at 6:45 pm for this demo.

## HAPPY MARCH BIRTHDAYS

Gail Allarie    Beryl Arnold    Kaaren Biggs  
Susan Butler    Leela Chan    Honey Fish  
Georgie Szabo    Sarah Yetman



## THE HIDDEN THIMBLE

Find the hidden thimble in the newsletter. Email Aline or leave a note at the Membership Table on where it is located and you will be entered into a draw to win a prize. You have to be present at the meeting to be eligible for the prize draw.

## FEBRUARY DRAW WINNERS!

- ° FIND THE THIMBLE: Linda Raney
- ° 50 / 50 DRAW: Sarah Yetman
- ° DOOR PRIZES: Cindy Taylor and Leela



## NEWSLETTER DEADLINE

Deadline: 3rd Friday of each month

NEXT DEADLINE: MARCH 20, 2015 FOR THE April issue

## BHQG EXECUTIVE MEETING

Thursday, April 23, 6 PM

Blue Dog Café, 199 Brant Avenue, Brantford



## CUDDLE QUILT / OUTREACH MEETING

March 2, 10:00 AM at Rica home

## President's Pieceful Corner



*Pit! Piz! Schoof!* Have you ever wondered why you are hearing different noises when you are sewing? Recently, after doing a few hours of machine quilting, I began hearing these new sounds. To my dismay, skipped stitches were also noticed. What could it be?

Was my machine broken? Should I get it serviced? What to do? Ah-ha! Out came my machine's instruction manual and I turned to its troubleshooting page. The solution was as simple as changing the needle. Since I was sewing through three layers of fabric, one being a heavier type of batting than I would normally use, it is left to reason that the needle would show wear and tear at a faster rate than if it was sewing regular batting.

So if you encounter this problem, change your needle and while you are at it, clean your bobbin holder, your feed dogs and thread cutting device. Your sewing machine will thank you for it.

Happy Sewing to all!

*Roseline Dufour, President*

## NOMINATING COMMITTEE

It is that time of year again when a Nominating Committee is struck to prepare a slate of candidates for the offices to be filled. The task at hand now is to review the current slate and to determine who might be willing to continue in the current role and who is seeking to be replaced. This is where we need your help.



If you have pondered the possibility of joining the BHQG at the Executive level, please speak to Anne Maguire, Roseline Dufour or Sue Baldauf. They will be pleased to inform you of what it entails and to answer your questions. It is not always business. We do have fun working and organizing together.

If you know of a fellow quilter who would be a good asset to the team, please talk with one of the three executive members mentioned above and they will approach that person.

Working together, we can continue to make BHQG a great organization!

## EXECUTIVE 2014-2015

President	Roseline Dufour
Past President / Nominating	Anne Maguire
Vice President	Sue Baldauf
Recording Secretary	Kay Boyd
Treasurer	Anne Maguire
Membership / Greeters Social Correspondence	Aline Chan / Sue Green
Program Committee Chair	Patricia Ryckman-Fleming
Workshop Chair	Mary Connan / Lorraine Gerald
Newsletter	Aline Chan
Library:	Kim Callaghan Betty Stevenson / Lynda Ryan
Quilt Show Chair 2018	

## COMMITTEES

Retreats / Bus Trips Chair	Sue Baldauf
Quilt Racks	Sue Baldauf
Outreach: Cuddle Quilts	Rica Maguire/Stephanie Nemeth
Historian	Roseline Dufour
Photography	Linda Rainey
Quilt Documentation / Archives	Carol Hunter-Ward
Socials / Potlucks	Joy Archer / Mary Connan
Pop Tabs	Bonnie MacDonald
50/50 Draws	Anne MacFarlane / Gay Spong
Block of the Month Chair	Sue Baldauf
Publicity / CQA contact	Deb Desforges
Scholarship	Sue Baldauf
Website	Mac MacLaggan

Replacement Guild Lanyards \$6

## Thoughts from a New Member

*I see you at the meetings, but you never say hello.  
You're busy all the time you're there  
With those you really know. I sit among the members,  
Yet I'm a lonely gal. The new ones feel as strange as I,  
The old ones pass us by. Darn it, you folks urged us to join  
And talked of fellowship, You could just cross the room, you know,  
But you never make the trip. Can't you just nod your head and  
smile Or stop and shake a hand, Then go sit among your friends?  
Now that I'd understand. I'll be at your next meeting,  
And hope that you will spend the time to introduce yourself,  
I want to be your friend.*

## OF INTEREST TO QUILTERS

**March 20–21** Kindred Hearts Quilting Guild presents *Quilts from the Heart*, General Sikorski Hall 1551 Stevenson Road North Oshawa  
<http://www.kindredhearts.ca/>

**March 27–29** Etobicoke Quilters Guild Quilt Fever 2015  
 Neilson Park Creative Centre, 56 Neilson Drive, Etobicoke. \$5  
<http://www.etobicokequiltersguild.com/>

**April 16-18** Heritage Quilt Exhibit of Vintage Hats & quilts \$6  
<http://www.bachfestival.ca>

**April 17–19** BRANT HERITAGE QUILTERS GUILD RETREAT,  
 FIVE OAKS.

**April 24 & 25** Mississauga Quilters Guild “Off the Walls and Under the Covers”, Burnhamthorpe Community Centre, 1500 Gullenden Drive, \$7. [kayemonk@rogers.com](mailto:kayemonk@rogers.com)

**May 1-3** Gathering of Quilts, Guelph Quilters Guild \$10  
<http://www.royalcityquiltersguild.ca/> [clmaltby@hotmail.com](mailto:clmaltby@hotmail.com)

**May 1-3** Kawartha Quiltmakers Guild, Feelings in Fabric 2015, Peterborough Sports & Complex Centre  
[kgg2015@gmail.com](mailto:kgg2015@gmail.com)

**May 1-3** Think Outside the Box. Windsor Quilters Guild WFCU, 8787 McHugh St, Windsor  
[annmueller19@cogeco.ca](mailto:annmueller19@cogeco.ca) / [cilhockley@bell.net](mailto:cilhockley@bell.net)

**May 2 & 3** Quilted Odyssey 2015, Brampton Quilters Guild Quilt Archdekin Recreation, Brampton <http://bqguild.wordpress.com>

**May 2-3** Halton Quilters Guild, Stitches in Our Time 2015  
 Crossroads Centre, Burlington <http://www.haltonquiltersguild.com/>

**May 7,8,9** Pieces of Magic, Oxford Quilters Guild \$7  
<http://www.oxfordquiltersguild.com>

**May 10 - Sept 27**  
 Grand National, Joseph Schneider Haus, Kitchener  
[www.grandnationalquiltshow.ca](http://www.grandnationalquiltshow.ca)

**May 18th - 23rd** - Quilts of France, Ailsa Craig Recreation Centre, \$12  
<https://www.ailsacraigquiltfestival.ca/>

**May 29–30** Stoney Creek Quilters Guild, A Waterfall of Quilts  
 Sherman Recreation Centre, Stoney Creek [browning@nas.net](mailto:browning@nas.net)

**June 6 & 7** Arnprior & Area Quilters Guild Show,  
 Quilting in the Valley, \$6  
[www.arnpriordistrictquiltersguild.com](http://www.arnpriordistrictquiltersguild.com)



## BHQG

## BHQG PINS - \$5 only

Proudly wear a BHQG Guild pin. Please see Membership to purchase one.

## REACHING OUT TO GUILD MEMBERS

Do you know a Guild Member who is sick or has lost a loved one? The Guild sends out "Get Well/ Sympathy" cards to members. Please send a note to Aline. We rely on your information to reach out to our quilting friends.

## SHOW & TELL THEMES 2015

March	Borders! Borders And Then Borders!
April	Fool you! It isn't what it looks like
May	I-ron
June	My Favourite Unfinished Quilt Top

## SHOW AND TELL

## BORDERS! BORDERS AND THEN BORDERS!



Do you have a quilt that has a unique border? Why not show it at our next Show & Tell to inspire your fellow quilter?

**June 6 & 7** *Stitching Among Friends*, Quilting Corners Guild, Alliston Curling Rink. Alliston  
[judy.cotter@yahoo.ca](mailto:judy.cotter@yahoo.ca)

**June 5 & 6** Grand Quilt Guild presents Quilts on the Grand Centre Wellington Community Sportplex, Fergus  
[www.grandquiltguild.ca](http://www.grandquiltguild.ca) / [blm@execulink.com](mailto:blm@execulink.com)

## GUESTS

A fee of \$5.00 per meeting is charged for all guests attending each meeting.



## PLEASE EXTEND A WARM WELCOME TO YOUR NEIGHBOURS

Take a moment to introduce yourself to those sitting beside you.

BRANT HERITAGE QUILTERS GUILD publishes the *BRANT QUILTERS VOICE* ten times a year. Editor: Aline Chan

We welcome editorial contributions and submissions. You may email submissions to [alinchan@rogers.com](mailto:alinchan@rogers.com)

**Advertising Policy:** Advertisement of a product or service does not indicate endorsement by the publisher. Publisher does not assume any responsibility by warranty or otherwise with respect to products or services advertised.

**SIGNING OF THE MEMBERSHIP APPLICATION AND CHECKING THE APPROPRIATE BOX** gives us permission to send you Guild-related notices / announcements. To unsubscribe, please email the editor with the words 'unsubscribe' on the subject line.



## WORKSHOPS

**SMOKEY HOLLOW ESTATES**  
**114 POWERLINE ROAD, BRANTFORD**  
**EAST OF THE GRETZKY PARKWAY**

Our last workshop with Kay was successful, fun and packed with valuable information.

Our next workshop will be a SPIDERWEB QUILT with instructor Cathy Halashewski on March 14 at Smokey Hollow from 10:00 to 4:00.

This exciting quilt is great for any level of quilter. It may be coordinated or scrappy. Cost is \$20.

BYO lunch and coffee and tea will be provided.

If you have any questions please contact your committee.

Your Workshop Committee,

*Mary Connan & Lorraine Girdaldi*  
[connan@sympatico.ca](mailto:connan@sympatico.ca)

## QUILTING TIPS

### Quilting with your DSM (Domestic Sewing Machine)

Once you have completed your quilt top, layered it with batting and backing, pinned or basted, you are ready to start quilting the whole quilt. (I stretch mine out on a table or the kitchen floor, a layer at a time, using masking tape and pin with quilting pins. If it still needs more security or to get rid of the pins, I hand baste it. ) Move your machine to a large space such as the dining room table, to help keep the quilt weight from dropping and pulling on the needle.

Think about how you want to quilt your project right from the start. Are you going to use a grid, echo quilt, continuous free motion, different design for each block, border design, etc. ? Use an 80/12 sharp sewing needle and use the same thread in the bobbin as on top. Use rubberized gloves. Quilt straight lines first as this will keep them straighter and stabilize the quilt. When quilting curved designs, go slowly and give the machine time to make a good stitch. Use your hands as a hoop to move the fabric around. Never push the fabric ahead as this will cause tucks and wrinkles. If you are not sure of a design, be sure to practice it first on a little sample quilt. Get comfortable, relax and enjoy. You'll be surprised at what you can do.

*Patricia Ryckman-Fleming*

# SPRING RETREAT 2015

The weekend of April 17 -19, 2015 at Five Oaks in Paris, is going to be great fun with this year's SILVER ANNIVERSARY celebrating 25 years. Think BLING.

The Mystery Dinner Theatre is back with a story of intrigue, as well as many of your other favourites such as The Merchant Mall, The Block kit (Hourglass) draw, The Welcome Reception, and Auctions. Our retreat quilt project is a variation of the Hourglass Block.

Your planning committee is working hard, as always, to surprise you with something new and different.

Presently, we have a waiting list for registrations.

Your BHQG Spring Retreat Planning Committee:

*Sue Baldauf, Joanne Beard, Aline Chan, Roseline Dufour, Sue Green, Helen Harper and Ann Verth*

Facilitators: *Kim Callaghan and Judy Taylor*

## OUTREACH CHARITY TOTALS

Check here every month to see the progress BHQG is making during 2015 by quilting gifts for various charities in our community.

Cuddle quilts	5	Burp towels	25
Taggy blankets	15	Placemats	0

THANK YOU TO ALL!

**BOOK REVIEW****THE BIG BOOK OF BABY QUILTS****Published by The Patchwork Place. Martingale, 2013**

This excellent collection of 87 patterns published by Martingale has a special note to teachers encouraging them to use this book for teaching.

The patterns provided are excellent with easy to follow instructions and lots of pictures and graphic guides. The instructions include Materials, Cutting and Step by Step Making of the Blocks, Assembling the Quilt and Finishing the Quilt. Coloured headings and highlighted text boxes with notes for special techniques (like perfect folded corners) make the patterns particularly user-friendly. Each pattern is about 3 pages long with an introduction and a full page photo of a sample quilt. The patterns have been given interesting names and all are listed alphabetically in the table of contents.

The collection of patterns has a wide variety of designs. Traditional, contemporary, pieced and appliqued techniques are used. With baby in mind, there are some creative ideas of incorporating tactile elements into the designs such as chenille work and lacing. Appropriate for all skill levels, these projects can be sewn on a regular sewing machine. With careful examination of the photos, ideas for quilting are evident.

Reviewed by *Sue Baldauf*

Linda Raney went to see Beryl Arnold after the February meeting. Beryl is resting comfortably (with lots of pain meds). Linda took several pictures of the Guild members and shared them with Beryl. She also shared her winning box of chocolates—chocolates are for those moments when 'only chocolate would do'. Thank you, Linda!



## BHQG \$500 SCHOLARSHIP

The BHQG Scholarship applications are in the schools of Brantford and Brant county. The students who are considering working in the field of fabric arts have the opportunity to apply for a \$500 Scholarship offered by our guild.

A copy of this application has been mailed to each secondary school in both the separate and public school boards. If you know any eligible young person, encourage her/him to ask their Student Services department. Should other qualifications be equal, the Scholarship may be awarded to the student whose parent or guardian is a BHQG member.

The deadline for submission of the application is extended through April 2015. The scholarship committee will make a decision and notify the recipient and their school by June 1, 2015.

*Sue Baldauf*, Chair, Scholarship Committee



### Sewing on the Line

#### Fast and Easy Foundation Piecing by Lesly-Claire Greenberg

*This is a step by step instructional book on foundation piecing.*


When I chose to sign it out, for some reason I thought it was something different. It was not what I was looking for but I did read through the book and learned some interesting things.

There are many helpful hints and step-by-step instructions for tracing and photocopying block designs and much more. Included are patterns for quilts, a vest, place mats and tips for "sewing on the line" by hand so you can 'sew on the go'. It is a good book for beginners too.

There are 15 blank Design Grids at the back of the book that you can place tracing paper over and shade in light, medium and dark areas without the need to trace the grid lines. There is a grid for each project in the book that you can use to create colour or value, mock-ups for your projects.

Reviewed by

*Linda Raney*



### Quiltmaker's Magazine

#### 100 BLOCKS, Collector's edition Volume 10, Winter 2014

As the title implies, there are 100 original design block patterns in this magazine. Many unique, different and lovely designs which all make up into 12" blocks.


There is also a pattern called *Stellar Sampler* which is a lovely setting for you to choose any 9 of your favourite blocks from the book and set them into this super simple sampler quilt. It will measure 92" X 92"

There's something for everyone in the wonderful variety of each of the blocks. There is a "block tester's gallery" at the back with pictures of 8 different quilts that they made to illustrate different settings.

I have already chosen 6 blocks and have made one for a project already.

Reviewed by

*Linda Raney*



### LIBRARY NEWS



This month's addition to the library is *The Best Ever Applique Sampler* - from Piece O'Cake Designs - 5 projects, 9 blocks to mix,

match & combine. The magazine of the month is *Make it Patchwork!*

In memory of Pat Pybus, the executive has given \$200 to purchase books for the library - what a beautiful way to honour a wonderful person.

I would like to remind guild members the library is opened until a few minutes before the meeting begins. At that time, everything is locked up, and any books or bonus library bucks will have to be taken care of at the next meeting.

Your library team!

*Kim, Susan, Lynda & Betty*

[kimberly.callaghan@hotmail.com](mailto:kimberly.callaghan@hotmail.com)

### QUILTING FOR DUMMIES

This is a good book for beginners.

It shows you what you need to create beautiful quilts and decorative quilted items.

Quilting is a fun hobby -- but where do beginners start?


It shows you how to select fabrics and designs to make a quilt, to stitching by hand or machine. This book shows you how to put all the pieces together -- and create a wide variety of quilted keepsakes for your home. It is supposed to have you quilting in no time!

Discover how to

- \* Select the right fabrics and threads
- \* Design your masterpiece
- \* Use quilting software
- \* Save time with rotary cutters and other cool tools
- \* Quilt by hand or machine
- \* Get creative with applique

Reviewed by

*Sue Green*



### LIBRARY BUCKS

- ♦ Why not *create a block of a technique presented at the Round Robin in January? Ten auction dollars will be given for a block.* Easy money! You still have time to enter!
- ♦ If you do a **written report on a book** borrowed you will also be given money. Email the review to the Newsletter.
- ♦ If you walk into the library, you are given money.
- ♦ So do not hesitate! You still have time to collect money for the auction.



## MEMBER RECOGNITION PROGRAM

### PURPOSE OF THE PROGRAM:

This program seeks to identify guild members who *consistently make a positive contribution* to the success of the Guild through building confidence, fostering innovation, sharing knowledge, going beyond expectations, participating in and being supportive of the programs offered by the Guild, providing leadership and being active in other areas that make the Guild a better organization.

We encourage all members to put together a nomination of a person who embodies the criteria mentioned above.

From these nominations, the President and vice-president will make the selection. The member recognized will receive a Certificate of Recognition and/or a specially prepared plaque at a special ceremony in May.

### BHQG NOMINATION FORM MEMBER RECOGNITION PROGRAM

Name of Nominee: \_\_\_\_\_

Address: \_\_\_\_\_

Town/City: \_\_\_\_\_

Phone: \_\_\_\_\_

Nomination submitted by: \_\_\_\_\_

- ⇒ The Nominee must have been a paid up member of BHQG for at least two years. At least two or more written references must accompany the nomination.
- ⇒ Submit the completed **Nomination Form** along with a short essay about the Nominee, and why you are nominating this candidate for special recognition by the Guild. Please support the nomination with examples of any of the criteria mentioned above.
- ⇒ Nominations must be received no later than **March** each year.

**Mail to:** Brant Heritage Quilters Guild, P.O. Box 24025, Brantford, Ontario, N3R 7X3 with the envelope marked 'Nomination', or hand to any member of the Executive in a sealed envelope marked 'Nomination'.

# SWEET DREAMS

## MARCH 2015 - #4 MACADAMIA CHEW

Dear Dreamers

In March, everyone will receive the pattern #4 which was out of sequence with last month, You should now have #1, #2, #3, #4, #5 and #14, #15.

Make one block of #4 Macadamia Chew. The print copies will be at the March guild meeting and the pdf copies will be sent at the beginning of March.

Sweet Dreams to everyone.

BOM committee - *Sue Baldauf, Aline Chan, Joanne Beard, Roseline Dufour, Sue Green, Helen Harper, Judy Taylor*



### 2017- CANADA'S 150<sup>TH</sup> ANNIVERSARY



In two years, Canada will be celebrating its 150<sup>th</sup> anniversary. We would like to commemorate this special event by initiating a project that would come to fruition in 2017. We are asking you for suggestions for a possible project. We find

it extremely important that this special project reflects who we are and how we have impacted our Nation. So ladies, put on your thinking cap and come up with as many creative, out of the box ideas as you can. At the March guild meeting, we will be asking you to write down your ideas on a clipboard page or on a chart page. Better still write down your ideas at home on a piece of paper and hand it in to a member of the Executive.

**ALL IDEAS ARE GOOD!**

### SUPPORT OUR ADVERTISERS

**THEY SUPPORT US!**



Simply Canadian.  
Simply Online.

*Batiks &  
Fabrics with Flare*

info@flarefabrics.ca  
1-888-973-5273

[www.flarefabrics.ca](http://www.flarefabrics.ca)

THE Quilting BEE 

is the NEW ONTARIO DISTRIBUTOR for

ABM Innova manufactures the highest quality state-of-the-art quilting machines that will enhance your quilts, improve your productivity, increase your excitement and ENSURE YOUR SUCCESS! INNOVA ... the choice of professionals!

**INNNOVA**  
Innovative Quilting Systems

After your machine comes home, service and support are everything.

155 Highway 20 West, Fonthill, Ontario L0S 1E0 • 905-892-7926 • [www.thequiltingbee.com](http://www.thequiltingbee.com)  Find us on Facebook 

**Canadian Distributor of  
Innova Longarm Quilting  
Systems**



# HAMILTON SEWING MACHINES

We are pleased to announce there are *NEW Features* for the *Handi Quilter* Professional LongArm Systems ~ *Designed by a Quilter, for Quilters.*

## HQ<sup>24</sup> Fusion

*Where Function Meets Vision*

Sometimes a quilter's vision needs room to expand. The HQ<sup>24</sup> Fusion® offers precision stitching, personal lighting options and a full 20" of quilting space so you can quilt even the biggest ideas. Stitch regulation with precision control provides consistent stitch quality from 4 stitches per inch up to 24 stitches per inch. Bring home a quilting system with high-end technology and precision function today!



## HQ Sweet Sixteen

provides you the features, benefits and advantages of a longarm quilting system at an affordable price.

Sixteen inches of throat space gives you room to quilt even a king-size quilt. The powerful motor handles quilting with ease and stitches up to 1500 stitches-per-minute. Choose your three favorite top speed settings, on the easy-to-use color touch screen. Interchangeable Handi feet. Low bobbin estimator. Baste stitches.

## Special Machine & Accessory Packages Available

0% Financing O.A.C.

Receive a  
25% Off  
Machine Access  
Gift Certificate

Included with your purchase is our Unlimited Assistance

All purchases are supported with our continuing educational in sewing, serging, quilting & embroidery classes.

We Honor All  
Handi-Quilter  
Warranties

After being in business for over 25 years, we are confident in guaranteeing our after sales support.

**Visit Us Anytime for Your Personal Demonstration**

***Guild Members Save 25 % Off Fabric Everyday***

1564 Main St W, Hamilton, ON

Phone: 905 527 6794

Email: [michele@hamiltonsewing.com](mailto:michele@hamiltonsewing.com)

Website: [www.hamiltonsewing.com](http://www.hamiltonsewing.com)



# Heirloom Treasures

*Your local source for fine fabrics and sewing supplies for all your quilting and heirloom sewing needs*

- 100% Cotton Solids & Prints
- Books, Patterns & Machine Embroidery Designs
- Creative Grids Rulers and other innovative notions
- complete line of Floriani Stabilizers, Batting & Threads
- complete line of Sulky Rayon, Cotton & Blendables Threads
- Sewing, Embroidery & Quilting lessons

*Shop anytime in our secure on-line studio at [www.heirloomtreasures.ca](http://www.heirloomtreasures.ca)*

## Ruler Roulette Club

*Among all the tools that are available to help us save time and make our sewing and quilting easier, the most varied but misunderstood and misused are probably "specialty" rulers. Turn that around by joining us at the Ruler Roulette Club! Each month we will feature a different ruler, explain and demonstrate it and then give you a chance to use it. We will provide the rulers, the rotary cutters and the fabric for you to play with and the featured rulers will be available for purchase at a discount.*

*The first Ruler Roulette Club doubles down with 2 rulers - the Bias Binding Simplified Ruler and the Stripology Ruler. The Bias Binding Simplified ruler helps make yards and yards of perfect 2-1/4 inch or 2-1/2 inch binding and gives you a perfect finish. The Stripology Ruler quickly turns fat quarters and full-width fabric into your own jelly roll, honey bun, charm pack, and layer cake-sized pieces. AND that's not all! Join us on Friday March 13 or Saturday March 20 from 10:30 – 12:00 to discover all the details for yourself. Club cost \$5.00 – r.s.v.p's would be appreciated.*

132 Governors Rd E., Paris, ON

519-774-5164

Studio Hours: Thurs – Sat 10am – 5:30 pm



**'WHERE QUALITY & SERVICE MATTER'**

Located on the Main Street in Tillsonburg

133 Broadway St, 519.842.2658

Email: [Cynthia@CherishedPieces.com](mailto:Cynthia@CherishedPieces.com)

Tues- Fri 10:00 – 4:00 pm, Sat 9:00 -3:00 pm

Check out our new web site for new events, classes & promotions!

[www.CherishedPieces.com](http://www.CherishedPieces.com)



Block of the Month  
Check our Web Page

## THAT'S NOT MY JOB

This is a story about four people:  
Everybody, Somebody, Anybody and Nobody.  
There was an important job to be done and Everybody was asked to do it. Everybody was sure that Somebody would do it. Anybody could have done it, but Nobody did. Somebody got angry because it was Everybody's job. Everybody knew that Anybody could do it, but Nobody realised that Somebody wouldn't do it. And it ended up that Everybody blamed Somebody because Nobody did what Anybody could have done.

Charles Osgood

We invite you to join us on May 29<sup>th</sup> or 30<sup>th</sup> for an exciting and fun filled learning event with one of the best educators from Floriani. Don't machine embroider? - that doesn't matter – this event is for anyone who sews, quilts, embroiders, etc. – anyone who wants to learn about needles, threads, stabilizers, batting and how to not only use them correctly but also in new & exciting ways.



## Join Floriani for the Quilting and Embroidery Basics Tour!



Learn How to Properly Use ALL Stabilizers!

Choose the Correct stabilizer For Every Project!

Find Out What Makes Floriani Software Unique & Easy To USE!

Register now for **ONLY \$29.95** and receive a **FREE** Gift from Floriani and Your local dealer valued at over \$199.00 during the event!

Novice, intermediate, or master, whatever your level ... we will teach you how to combine threads and fabrics in a **new and exciting way!**



No More Ruined Garments, Puckered Embroideries or Off-Center Designs. Anyone Can Create Beautiful Embroidery With The Right Techniques & Secrets!

*Choose your seminar day!  
Call the store TODAY to register for your class!*

**Contact your store today to reserve your spot:**

### Heirloom Treasures

132 Governors Rd E.  
Paris, Ontario N3L 3E1  
Phone: (519) 774-5164  
(next to Brant Valley Golf Course)

### Seminar Times:

**May 29**  
10:00am - 4:30pm  
**May 30**  
10:00am - 4:30pm

*Floriani, The Name That Means Beautiful Quilting & Embroidery!*

For only \$29.95 plus HST, you get the full day seminar, lunch and a gift bag from Heirloom Treasures and Floriani filled with goodies having a retail value of \$199. Call now to reserve your spot – space is limited and filling up fast –in fact at the time of writing, there were only a very few seats left for the seminar on Friday May 29<sup>th</sup>.

Pre-registration is required due to space limitations. For registration to be considered complete, attendee fees must have been submitted. Cancellation for store credit only and to receive the credit we must be notified of any cancellation at least 2 weeks in advance of the event so we may offer your space to another student.