



BRANT QUILTERS VOICE

April 14, 2016



APRIL MEETING

This month, we are excited to have another one of our local talented quilters, Debbra Eddy. She will be presenting a Trunk Show as well as bringing some fabric and patterns from her shop, Country Patchworks. We are looking forward to a busy evening.



Sue Baldauf
Program Chair

Membership renewal forms for Sept 1, 2016 - August 31, 2017 will be available at the April Meeting. Postdate your cheque to August 1, 2016. \$35 for the year.

DID YOU KNOW that...

- ⇒ our annual spring retreat now has 36 participants. The theme is Mardi Gras. April 1-3. The colours of Mardi Gras are purple, gold and green. The Spring Retreaters will see these colours at retreat. No fooling. So plan to bring/wear these colours to retreat if you can.
- ⇒ our April guild meeting will be chaired by Vice President Becky McAlister in Sue Baldauf's absence.
- ⇒ the church hall will be open at 11AM on guild meeting day, April 14, for another AFTERNOON SEWcial.
- ⇒ this month's BOM block pattern shows how to make Flying Geese with the No Waste technique. The pattern shows flying geese in a Mardi Gras placemat.
- ⇒ each month, you are entered into a draw for each placemat that you make for either the BOM (Block of the Month) or the 150th Anniversary of Canada placemats.
- ⇒ Carla Rutherford was the first to finish her historical placemats for our project 150 Placemats to Celebrate 150th Anniversary of Canada in 2017. Her theme was Brantford as the site of the first telephone call.
- ⇒ the \$500 BHQG 2016 Scholarship application forms are in the secondary schools of Brantford and Brant county. Read more about this in this newsletter.
- ⇒ this is the time of year for Nominations for Member Recognition. Read more about this in this newsletter.
- ⇒ BHQG works together with the Paris Quilting Bees guild on Workshop program. Plan to join the PQB workshops at Etonia on Sat. April 23. Find more information in this newsletter.

DOORS OPEN AT 6 PM

Meeting starts at 7:00 PM St. George United Church
9 Beverly Street East • St. George ON

CHECKLIST

- ✓ Name Tags
- ✓ Pop / beer / cat food tabs
- ✓ Library Books
- ✓ BOM—SWEET DREAMS
- ✓ Cuddle Quilts / Touch Quilts — Take a kit home
- ✓ 50 / 50 Draw: \$1 a ticket, 3 for \$2
- ✓ **STRIPPERS Club - 9 modern browns**
- ✓ Find the thimble
- ✓ Outreach Meeting, first Tuesday of the month
- ✓ Demos at 7 PM
- ✓ Show & Tell
- ✓ Paper Bag Princess
- ✓ Library opens at 6:15 PM
- ✓ Placemats for Canada's 150th birthday in 2017

APRIL DEMO

We are happy to have our talented Ann Glass demonstrate 'all about Hexagons' at this meeting. With their versatility, hexagons are popular with both traditional and modern quilters alike. Ann's demo will take place at the beginning of the meeting at the front of the room.



HAPPY APRIL BIRTHDAYS

Jean Bennett Kim Callaghan
Bonnie Kelley Carolyn Robinson
Kyla Smith Cindy Taylor Joan Tressel



THE HIDDEN THIMBLE

Find the hidden thimble in the newsletter. Email Aline or leave a note at the Membership Table, telling where it is located and you will be entered into a draw to win a prize. You have to be present at the meeting to be eligible for the prize draw.

MARCH WINNERS!

- FIND THE THIMBLE: Deb Rupic
- 50 / 50 DRAW: Cathy Eagles
- DOOR PRIZES: Anne MacFarlane / Bonnie MacDonald
- NAME TAG WINNER: Cindy Taylor
- PLACEMAT CHALLENGE: Carla Rutherford



NEWSLETTER DEADLINE

Deadline: 3rd Friday of each month

NEXT DEADLINE: APRIL 22, 2016

BHQG EXECUTIVE MEETING


Thursday, April 21, 6:30 PM

Blue Dog Café, 199 Brant Avenue, Brantford

CUDDLE QUILT / OUTREACH MEETING

First Tuesday of each month

April 5, May 10: 10:00 AM at Rica's home





PRESIDENT'S CORNER

What a wonderful guild we have with new programs and initiatives happening all the time.

Our little experiment of AFTERNOON SEWCIAL was a great success in March, so please plan to join us in April. On the day of our guild meeting, April 14, the church hall will be open by 11am for us to sew and socialize.

We have such a talented group of quilters who are very excited about sharing and welcoming the new members into our fold. Each month, put on your "friendship cap" and make a point of talking to someone you don't know well. The meeting hall warms up with the sharing that can occur. With this in mind, we are *bringing back BREAK TIME*. Just a short 10-15 minutes at the end of the guest speaker's presentation to chat, look at the quilt displays of both the trunk show and the members' show and tell.

Yes, we want to SHOW OFF YOUR SHOW AND TELL. Be sure to read more about this in this newsletter.

Enjoy the sunshine and showers of these days as we move into springtime.

Happy quilting.

Sue Baldauf, President

BHQG IS HAVING AFTERNOON SEWCIALS!

WHAT IS THAT? An afternoon get-together to sew & socialize.

WHERE IS IT? At our usual meeting place in the church hall of St George United Church.

WHEN IS THAT? On the day of the guild meetings the next one is on **Thursday April 14** - doors open for you at 11am.

WHAT DO I BRING? Your sewing machine and an electrical extension cord. Bring your own UFO or if you wish to sew for Outreach, there will be kits prepared and ready for you.

WHO IS INVITED? All members of our guild BHQG are welcome. Members of the church congregation are also invited to join us. (Our insurance restricts invitation to members only.)

Bring your bagged lunch or plan to go out for lunch and/or dinner at the fun restaurants and eating establishments in St George. (The church hall kitchen facilities are not available for our use as Meals on Wheels preparations will be going on.)

See you there.

Facilitators: *Aline and Sue G.*

attach to the machine, needle and thread to use, lowering the feed dogs, speed of free motion, patterns to use, etc.). She will have copies of info to hand out so it is important to know how many are interested. You can practise on your own machine after looking at the introductory demo and she will go around to help you. She will have samples of patterns that she uses, on hand.

OFFICERS 2015-2016

President	Sue Baldauf
Past President / Nominations	Roseline Dufour
Vice President	Becky McAlister
Recording Secretary	Stephanie Nemeth
Treasurer	Anne Maguire
Membership Fabric Exchange Name Tags, Winners	Aline Chan / Sue Green Joan Tressel / Alice Farrenden
Social Correspondence Welcome / Greeter	Rose Marie Robinson
Program Committee Chair	<i>Vacant</i>
Workshop	Mary Connan / Lorraine Gerald
Newsletter	Aline Chan
Library	Kim Callaghan / Cathy Eagles Susan Archer
QUILT SHOW CHAIR 2018	Roseline Dufour

COMMITTEES

Retreats / Bus Trips	Joanne Beard
Quilt Racks	Sue Baldauf
Outreach: Cuddle Quilts	Rica Maguire / Stephanie Nemeth
Historian	Roseline Dufour
Photography	Pam Turner
Quilt Documentation / Archives	Carol Hunter-Ward
Socials / Potlucks	Mary Connan
Pop Tabs	Bonnie MacDonald
50/50 Draws	Anne MacFarlane / Gay Spong
Block of the Month	Joanne Beard / Sue Baldauf
Special Projects—Regular	Kay Boyd
Special Projects—Advanced	Dianne Thomas, Bonnie Kelley
Publicity / CQA contact	Sarah Yetman
Scholarship	Sue Baldauf
SEWCials	Aline Chan / Sue Green
Webmaster	Aline Chan

Replacement Guild Lanyards \$6



DEMO at SEWCial at 1 pm

At the **April 14 SEWCial**, Roseline will do a demo on how to use your **WESTALEE FOOT**. Several members bought it and don't know how to use it. Bring a piece of sand-wiched fabric, i.e. top, batting and backing, to practice on, if you don't already have something you want to quilt. It will help if you don't practice on a very large quilt. Let us know if you are coming so we know how many tables to set up.

Roseline will do a beginner demo on the use of the foot (how to attach to the machine, needle and thread to use, lowering the feed dogs, speed of free motion, patterns to use, etc.). She will have copies of info to hand out so it is important to know how many are interested. You can practise on your own machine after looking at the introductory demo and she will go around to help you. She will have samples of patterns that she uses, on hand.

OF INTEREST TO QUILT LOVERS

March 3 - July 3 The Myth & Majesty of Scotland, McDougall Cottage, Cambridge ON. <http://mcdougallcottage.com/>

APRIL 11, Jacquie Gering. Twilight Guild, Simcoe

April 16 & 17 Sunshine Quilt Show, Trillium Manor, 12 Grace Ave., Orillia 705 259-0854 Marilyn.lippert@rogers.com

April 21 - 23 Piecemakers Quilt Show

Huron-Perth /Stonetowne Quilters' Guild—The Pyramid Centre, St. Mary's, Ontario www.huronperthquiltersguild.com

April 29 - May 1 Quilted Expressions, Oakville Quilters Guild, 2245 Speers Rd. Oakville \$8. <http://www.oakvillequiltersguild.ca/>

April 22 - 23 Creativ Festival, Mississauga <http://www.csnf.com/>

May 13 & 14 Elliot Lake Quilts North, 705-461-3045

Gentle Shepherd Ch, 3 Ottawa Av jmenzies@personainternet.com

May 23 - 28 Quilts of Latvia/ Fibre Arts Exhibition

Ailsa Craig Community Quilt Festival, Admission: \$12.00; Week Long Pass: \$25.00 Ailsa Craig Recreation Centre, 155 Annie Ada Shipley Street, Ailsa Craig, ailsacraigquiltfestival.ca

May 27, 28 Dunnville's Own Tiny Stitchers, Dunnville Arena, 10 AM—5 PM., \$7, Men free www.dotsquiltshow@gmail.com

June 15 - 18 Quilt Canada 2016, Toronto, International Centre <http://www.canadianquilter.com/events/quilt-canada-2016.php>

JUNE 16 - BHQG TRIP TO CQA'S QUILT CANADA 2016.
SEE ABOVE LINK FOR INFO.

Aug 18—Sept 16 La Triennale Internationale des Arts Textiles en Outaouais, the world of contemporary textiles. <http://triennale-outaouais.com/index.html>


BOOK REVIEW

FREE MOTION QUILTING MADE EASY

By Eva A. Larkin

Last month I was having a problem, trying to decide what I would do with a project I was working on. I ventured into the library for inspiration. This book caught my eye and I took it home for a further look. The concept was interesting, break down the area into smaller manageable squares, mark the squares with straight lines and basically free motion quilt from line to line. I leafed through the pattern pages and there was exactly what I was looking for, page 26, the basic Diagonal Diamond. All the patterns (186 of them) are produced with variations on the 8 basic shapes. The directional diagrams are laid out so that you'll always end where you started by a continuous motion. I liked this book so much that I didn't return it on time but will keep it an extra month till the copy I have purchased (on line) arrives.

Reviewed by *Carla Rutherford*



BHQG

BHQG PINS - \$5 only

Proudly wear a BHQG Guild pin. Please see Membership to purchase one.

REACHING OUT TO GUILD MEMBERS

Do you know a Guild Member who is sick or has lost a loved one? The Guild sends out "Get Well/ Sympathy" cards to members. Please send a note to Aline. We rely on your information to reach out to our quilting friends.

SPRING RETREAT 2016 QUILT FLING Chapter 26 April 1-3, 2016

Welcome to all our Mardi Gras fans!

Reminders for the retreat:

- * Your Block for the raffle
- * Your 5" strips
- * Your Show & Share
- * Your donation items for silent and live auctions
- * Snacks to share (nut free)
- * Mardi Gras items / outfits and bling to decorate your masks
- * Money for the Merchant Mall and loonies & toonies for the auctions.
- * Water containers—there is a refill unit there.

Your Retreat Committee



THE PAPER BAG PRINCESS Ugly Fabric Challenge

We hope participants in this challenge are working on their sub-missions. Please remember that you can add only 2 more fabrics to the 4 that were supplied, but you can add as many embellishments as you wish....buttons, yarns, beads, embroidery or whatever.

If you have fabric left over that you can share with other participants, please bring to the guild meeting. Or if you picked up a bag and find you are not able to complete this project in time for May, please bring to the Spring Retreat or April guild meeting to pass along to another Guild member who may not have had the opportunity to collect a bag.

Looking forward to seeing your work at the May meeting.

Bonnie Kelley & Dianne Thomas

WELCOME NEW MEMBERS

Cindi Lynn Spong: CLspong@icloud.com

Susan Clark: SusanLovesToQuilt@hotmail.com

Laurann Gilchrist: Lmgilchrist@rogers.com



BRANT HERITAGE QUILTERS GUILD publishes the **BRANT QUILTERS VOICE** ten times a year. Editor: Aline Chan

We welcome editorial contributions and submissions. You may email submissions to alinchan@rogers.com

Advertising Policy: Advertisement of a product or service does not indicate endorsement by the publisher. Publisher does not assume any responsibility by warranty or otherwise with respect to products or services advertised.

SIGNING OF THE MEMBERSHIP APPLICATION AND CHECKING THE APPROPRIATE BOX gives us permission to send you Guild-related notices / announcements. To unsubscribe, please email the editor with the words 'unsubscribe' on the subject line.

BHQG WORKSHOPS AT SMOKEY HOLLOW

SMOKEY HOLLOW ESTATES, 114 POWERLINE ROAD, BRANTFORD - EAST OF GRETZKY PKY



WORKSHOP \$20

Etonia United Church Hall, (Princeton)

101 Hwy 2, Etonia, ON N0J 1V0

April 23, 10 AM – 4 PM

STELLA with Lynn Whitehead

Lynn Whitehead will be teaching her workshop called STELLA. This fabulous quilt features a curves using the Drunkard's Path ruler which will be available to purchase for \$18. Using 5 yards of background fabric to make the very large quilt, the design of colours can come from your stash. Batiks work particularly well when working with curves.

Tea & coffee provided. Bring your lunch.

Your Workshop Committee, **Mary Connan** connan@sympatico.ca
Lorraine Girdi Lmgirdi@gmail.com

For Etonia workshops, please contact Evelyn Bonnett to sign up or for more information evelynbonnett42@gmail.com



OUTREACH CHARITY TOTALS 2016

Check here every month to see the total progress BHQG Outreach Committee is making during 2016 by quilting gifts for various charities in our community.

Quilts	Taggy Blankets	Burp Towels	Pillowcases	Placemats	Angel Wraps	Iroquois Lodge, Ohsweken Touch Quilts
31		5	18	39	15	

If you want to participate by making these quilted gifts or/and would like more information please speak to Rica or send her an e-mail 1maguire1@rogers.com. For Touch Quilts, contact Judy at sewfashionable@sympatico.ca.

BHQG \$500 SCHOLARSHIP

BHQG Scholarship applications are in the schools of Brantford and Brant county. The students who are considering working in the field of fabric arts have the opportunity to apply for a \$500 Scholarship offered by our guild.



Copies of this application have been mailed to each secondary school in both the separate and public school boards. If you know of any eligible young person, encourage her/him to ask their Family Studies or Student Services departments for a form. Should other qualifications be equal, the Scholarship may be awarded to the student whose parent or guardian is a BHQG member.

The deadline for submission of the application is extended through April 2016. The scholarship committee will make a decision and notify the recipient and their school by June 1, 2016. The winner would be presented the award at our BHQG guild meeting in June 2016.

BOOK REVIEWS by *Mary Connan***STACKED AND STITCHED** by Christine Morgan

This beautifully illustrated book features four amazing projects.

It teaches how to choose appropriate fabrics to stack and stitch "pelts" which are used to make these unique projects.

This book is for someone who wants to try a new technique with a modern twist.

Can't wait to make a "pelt".



MODERN APPLIQUÉ ILLUSIONS by Casey York

I'm always on the lookout for modern designs and this book does not disappoint.

Twelve projects are outlined from start to binding with each step clearly illustrated.

What I really enjoyed was the detailed quilting suggestions to highlight the simple applique shapes and bring perspective and depth to the quilts.

I'll definitely try to quilt some perspective into a quilt.

**CELEBRATE CANADA'S 150th ANNIVERSARY WITH 150 PLACEMATS**

The project's goal is to have a collection of at least 150 CANADIANA placemats for Outreach to distribute in 2017. Before that happens, this collection of Canadiana placemats will be on display at the Bell Homestead in June 2017 as part of the historical celebrations.

Our collection of placemats should reflect something CANADIAN and be a SPECIFIC Year of Canada's history. At the guild meetings, Becky McAlister has been assigning years to members and has shared information about Canada's history year by year. Each month, she will add more historical tidbits in the CANADIAN HISTORICAL QUILT TRIVIA section of this newsletter.

Each month, we will collect any completed CANADIANA placemats.

Each placemat should have the label prepared by Becky.

When you bring in a placemat, your name will be added to that month's draw for a prize.



If you are really stumped on the year you have chosen, please let Becky know and she can help you with some research into that year for you, please email her at:

rde2goquilting@gmail.com



Thank you to the Brant Heritage Quilters Guild for their lovely donation of quilts and other baby accessories for the Family Birthing Centre at the Brant Community Healthcare System (BCHS). Together, we are transforming healthcare in our community!

Stephanie Robinson (RN – Family Birthing Centre), Andrew Melfi (RN – Family Birthing Centre), Janice Mannering (RN Team Leader – Family Birthing Centre), Debbie Sharman (RN – Family Birthing Centre) and Chris Churchill (Value Stream Leader – Planned Care) celebrate the donation with Rica Maguire, Stephanie Nemeth and Barb Minuttillo of the *Brant Heritage Quilters Guild*.




LIBRARY NEWS

Your library has **2 NEW BOOKS** this month:

"Best of Stitch - Bags to Sew" - Express your unique style with 20 fun and fabulous bags to stitch!

"Every Last Piece" - 12 Beautiful design inspirations using scraps, strings & applique.



Remember that the library auction is in June so you still have time to collect those library bucks so you can bid on some awesome quilting items.

LIBRARY BUCKS: You get \$1 for coming into the library, \$10 for doing a book review and emailing it to Aline & \$20 if you bring in a completed project from the book you borrowed. The auction takes place in **JUNE**. **REMINDER:** Please return your library books on time so others can enjoy borrowing them. **AMNESTY:** Starting in January, for books outstanding / borrowed up till December 2015, you will get bonus library bucks for returning them — \$5 Bonus Buck per item.

Your Library Team, **Kim, Susan & Cathy** krcallaghan@outlook.com

SHOW OFF YOUR SHOW AND TELL

Please don't keep your Show and Tell hidden in a bag all evening. We will have a display table ready for you to show off your work throughout the meeting. Look for the table just outside the Library and please sign the list you will find there so we can acknowledge your participation in the following month's newsletter.


In this way, we will have more time to view everyone's work up close. The Show and Tell will occur as usual at the end of the meeting, as you take your own work off the table and reveal to everyone the inspiration behind your creations.



QUILT CANADA BUS TRIP

June 16, 2016

The bus has been booked for the trip to the International Centre in Toronto to attend Quilt Canada 2016 show. We will be leaving Brantford at 8:15 AM from the MTO car park off Garden Avenue and will leave Toronto at 3:00 PM for an expected Brantford return time of 4:30 PM.



The cost will be \$30 each which includes a tip for the driver. There will be storage underneath and above our very comfortable seats. The bus has 39 seats. We have sold 23 seats.

Bus tickets will continue to be sold at the meeting for \$30. You will have to pay your entry fee upon arrival at the Centre. This centre is all on one level. Cost at the door is \$18. You can also purchase your tickets online for \$15.

Joanne Beard, Convenor beards@cogeco.ca

MTO Car Park Lot, off HWY 403,
Interchange 41, off Garden Avenue,
on Abbotts Court, Brantford

NATIONAL QUILTING MONTH

Some members commemorated this by quilting items for Outreach at the first SEWcial.



APRIL CANADIAN TRIVIA

On March 5, 1984 the video for Duran Duran's "The Reflex" was filmed during their concert at Maple Leaf Gardens in Toronto.

Also in 1984, the opening scene for the movie Police Academy was filmed in Hamilton. The Lakeshore Psychiatric Hospital which is now a campus for Humber College is the "Police Academy" building.

In 1985, the PNE Agrodome in Vancouver became the Russian venue for Rocky IV

In 1997 James Cameron filmed scenes for the movie "Titanic" on the icebreaker CCGS Louis S St-Laurent in Halifax, NS.

In 2005, the movie "Capote" was filmed in Winnipeg and Selkirk Manitoba.

In 2007, Marvel Comic's Incredible Hulk movie was shot along Yonge Street in Toronto


For the Canada 2017 placemats we are asking participants to give us their information about the placemat they have created and we will take that information and make labels for them. **I will have forms available at the guild meeting.**

If you are really stumped on the year you have chosen, please let me know and I can help you with some research into that year for you, please email me at rde2goquilting@gmail.com

Please let us know your name and:

The year being recognized / Your inspiration for the placemat / Date and place it was completed

Thanks, **Becky**



THE Quilting BEE 

is the **NEW ONTARIO DISTRIBUTOR** for

ABM Innova manufactures the highest quality state-of-the-art quilting machines that will enhance your quilts, improve your productivity, increase your excitement and **ENSURE YOUR SUCCESS!** INNOVA ... the choice of professionals!

INNOVA
Innovative Quilting Systems



After your machine comes home, service and support are everything.

155 Highway 20 West, Fonthill, Ontario L0S 1E0 • 905-892-7926 • www.thequiltingbee.com  Find us on Facebook 

Canadian Distributor of Innova Longarm Quilting Systems



MEMBER RECOGNITION

The Member Recognition Program seeks to identify guild members who consistently make a positive contribution to the success of the Guild through building confidence, fostering innovation, sharing knowledge, going beyond expectations, participating in and being supportive of the programs offered by the Guild, providing leadership and being active in other areas that make the Guild a better organization.

If you would like to nominate someone for this recognition award, please fill out the form found in this newsletter. For more information, please refer to the BHQG website.



BRANT HERITAGE QUILTERS GUILD

Nomination Form

Member Recognition Program

Name of Nominee: _____

Address: _____

Town/City: _____

Phone: _____ E-Mail: _____

Nomination Submitted By: _____

The Nominee must have been a paid up member of The Brant Heritage Quilt Guild for at least two years. At least two, or more, written references must accompany the nomination.

Submit the completed Nomination Form along with a short essay about the Nominee, and why you are nominating this candidate for special recognition by the Guild. Please support the nomination with examples of any of the criteria mentioned in the Introduction to the Program.

Nominations must be received no later than May 12, 2016.

Mail to: Brant Heritage Quilt Guild, P.O. Box 24025 Brantford, Ont. N3R 7X3 with the envelope marked "Nomination" or hand to any member of the Executive in a sealed envelope marked "Nomination".

BHQG BOM 2016 - New Techniques

April - FLYING GEESE - NO WASTE TECHNIQUE in MARDI GRAS PLACEMAT

This **FLYING GEESE** technique can be used in a variety of ways. Here you see a placemat with flying geese in the colours of Mardi Gras.

Flying geese are typically twice as wide as they are tall. The flying geese in this block are 2"x4". The simple technique outlined here makes 4 flying geese unity at a time with no waste and no dealing with sewing bias edges.

CUTTING FABRIC



For each set of four geese, you will need

- one square of the geese fabric which is 1 1/4 inches larger than the finished width of the geese unit. (Use 5 1/4" square for 2"x4" geese). This becomes the peaked shape - the geese.

- four squares which are 7/8 inches larger than the finished height of the geese unit. (Use 2 7/8" for 2"x4" geese). This becomes the background side triangles.

For the 4 half/square triangle corners, you will need - one square 7" of contrasting colours. The photo shows lime green and dark print.




SEWING FLYING GEESE

1. Start with 2 small squares (background) and 1 large square (flying geese). Position right sides



together as in photo. Draw a line, across both small squares from corner to corner.

2. Stitch a **SCANT** 1/4 inch on each side of the line. Cut along the line. Press the seams toward the dark fabric.





3. For each half, align a small square in the corner, right sides together. Draw a diagonal line. Stitch a **SCANT** 1/4 inch seam on each side of line. Then cut along the line.
4. Press the seams toward the dark fabric. You will have 4 flying geese. Trim unit to 2"x4". Use the remaining large square and 4 small squares to make 4 more flying geese.

SEWING 4 HALF SQUARE TRIANGLE CORNERS



5. Place two 7 inch squares right sides together. Sew all for sides of the square with a 1/4 inch seam. Cut square on both diagonals, corner to corner.
6. Press the new half square triangle squares, seams to dark fabric. Trim each unit to 4 1/2 inch square.

ASSEMBLY OF BLOCK

7. Cut center unit from a coordinating fabric (Mardi Gras colours) 4 1/2 inch square.
8. Position all the units into a nine patch format and sew together row by row.

Trim block to 12 1/2 inches



9. Finish the placemat by adding 3 strips that are 2 1/2 inches wide to side of block.
10. Layer with a backing and batting. Quilt layers together. Add binding.
11. Your finished **MARDI GRAS** placemat should measure 12 inches by 18 inches.

A few things to remember as you use the no-waste flying geese method:

- 1 Flying Geese are twice as wide as they are tall.
- 2 The larger square in the chart becomes the 'peaked' shape of the four flying geese.
- 3 The smaller squares (four each) become the side triangles or the background.
- 4 The no-waste method produces four Flying Geese for each set of fabrics you cut.

How To Cut Patchwork for No Waste Flying Geese

Finished Size of the 4 Geese	1 Large Square	4 Small Squares
1" x 2"	3-1/4" x 3-1/4"	1-7/8" x 1-7/8"
1-1/2" x 3"	4-1/4" x 4-1/4"	2-3/8" x 2-3/8"
2" x 4"	5-1/4" x 5-1/4"	2-7/8" x 2-7/8"
2-1/2" x 5"	6-1/4" x 6-1/4"	3-3/8" x 3-3/8"
3" x 6"	7-1/4" x 7-1/4"	3-7/8" x 3-7/8"
3-1/2" x 7"	8-1/4" x 8-1/4"	4-3/8" x 4-3/8"
4" x 8"	9-1/4" x 9-1/4"	4-7/8" x 4-7/8"
4-1/2" x 9"	10-1/4" x 10-1/4"	5-3/8" x 5-3/8"
5" x 10"	11-1/4" x 11-1/4"	5-7/8" x 5-7/8"
5-1/2" x 11"	12-1/4" x 12-1/4"	6-3/8" x 6-3/8"
6" x 12"	13-1/4" x 13-1/4"	6-7/8" x 6-7/8"

SHOW & TELL
March meeting



*Your Sewing Project Starts Here...
Where Quality & Service Matter!*



*Cherished
pieces™*



For Quilters & Sewists

*One of Ontario's
Finest Quilt Shops*

133 Broadway St. Tillsonburg • 519-842-2658 • Tues-Fri 10-4; Wed 10-7; Sat 9-3
WWW.CHERISHEDPIECES.COM

Village Square Quilt Shop



- ◆ Mystery Quilt, Block of the Month
- ◆ Mini Quilt of the month club—Frivols by Moda
- ◆ Collections, Childrens, Flannels, Batiks, Patterns, Notions, Batting
- ◆ Knowledgeable and friendly staff ready to serve you

Tuesday—Saturday 10—5
Sunday Noon—4
Closed Monday

Unit 50-422 Pearl Street
Burlington, ON L7R 2N1
Phone: 905.681.2256
www.villagesquarequilts.com

HAMILTON SEWING MACHINES

We are pleased to announce there are *NEW Features* for the *Handi Quilter* Professional LongArm Systems ~ *Designed by a Quilter, for Quilters.*

HQ²⁴ Fusion

Where Function Meets Vision

Sometimes a quilter's vision needs room to expand. The HQ²⁴ Fusion® offers precision stitching, personal lighting options and a full 20" of quilting space so you can quilt even the biggest ideas. Stitch regulation with precision control provides consistent stitch quality from 4 stitches per inch up to 24 stitches per inch. Bring home a quilting system with high-end technology and precision function today!



HQ Sweet Sixteen

provides you the features, benefits and advantages of a longarm quilting system at an affordable price.

Sixteen inches of throat space gives you room to quilt even a king-size quilt. The powerful motor handles quilting with ease and stitches up to 1500 stitches-per-minute. Choose your three favorite top speed settings, on the easy-to-use color touch screen. Interchangeable Handi feet. Low bobbin estimator. Baste stitches.

Special Machine & Accessory Packages Available

0% Financing O.A.C.

Receive a
25% Off
Machine Access
Gift Certificate

Included with your purchase is our Unlimited Assistance

All purchases are supported with our continuing educational in sewing, serging, quilting & embroidery classes.

We Honor All
Handi-Quilter
Warranties

After being in business for over 25 years, we are confident in guaranteeing our after sales support.

Visit Us Anytime for Your Personal Demonstration

Guild Members Save 25 % Off Fabric Everyday

1564 Main St W, Hamilton, ON

Phone: 905 527 6794

Email: michele@hamiltonsewing.com

Website: www.hamiltonsewing.com



Heirloom Treasures

Your local source for fine fabrics and supplies for all your quilting, heirloom sewing and machine embroidery needs





- fine selection of 100% Cotton Solids & Prints
- complete line of Floriani Stabilizers, Batting & Threads
- Books, Patterns, Notions & Machine Embroidery Designs
- Sewing, Embroidery and Quilting Classes

Shop anytime in our on-line studio at www.heirloomtreasures.ca

NEW - now stocking a large selection of Emmaline purse/bag patterns & hardware including locks, zippers, zipper pulls, d-rings, swivel hooks, purse feet and bag bling items like pulls, labels and tags.



*Stonehenge Gradations
Brights from Northcott* -
- now in the Studio -
*gorgeous, mouth-watering
colours for spring and
summer*



132 Governors Rd E., Paris, ON

519-774-5164

Studio Hours: Thurs – Sat 10am – 5: 00 pm

SUPPORT OUR ADVERTISERS

*Friends are like
Fabric
You can never
have enough*

Fabrics & Quilts

Country Patchworks

Woodstock, Ontario

Ph. (519) 537-8753
515533 11th Line
R.R.#3 Woodstock, ON
N4S 7V7

www.countrypatchworks.ca

...Worth the Drive to the country!



**BATIKS AND
BOLD COTTONS**

Canadian • Online

flarefabrics.ca



**Laleham Willows Quilting Retreats
and Long Arm Services**

Offers quilting retreats in South
Western Ontario
Join our Frequent Quilter's Club.
website: www.lalehamwillows.com

Phone: 519-400-7354
Email: Brigitte@lalehamwillows.com
Email: Monica@lalehamwillows.com

HAMILTON SEWING MACHINES

You are invited!

Husqvarna Viking Mid Arm Quilting Event

Find out how the Platinum 16 can speed up your quilting and free-motion thread painting projects. What used to take days or even months to create will now take just a few hours.

See wonderful inspirational projects and then test drive the Platinum 16 for yourself.



Join Us & Meet Husqvarna Viking's Quilting Specialist, Cheryl
Cheryl will have you leaving full of inspiration!



Event Information:

Monday, April 11, 2016

Session 1: 1pm to 4pm

Session 2: 6pm to 9pm

Fee: \$25 per session

Phone: 905 527 6794

Email: michele@hamiltonsewing.com

Call Today to Reserve Your Seat

Also joining us, Hamilton Sewing's Technician
to answer any technical questions you may have

Guild Members Save 25 % Off Fabric Everyday

1564 Main St W, Hamilton, ON

Phone: 905 527 6794

Email: michele@hamiltonsewing.com

Website: www.hamiltonsewing.com

or www.hamiltonquilting.com