



## BRANT QUILTERS VOICE

February 2021

<http://www.BrantHeritageQuiltersGuild.com/>**Special Edition-February 2021****Happy Valentine's Day***Please Stay Safe and Be Well*In this **February** edition you will see:**nEW iN tHE qUILTING wORLD**

How to find calm in this difficult time.

Keep Safe – Make a shopping cart handle cover

Trunk show on Zoom by Roseline Dufour : My Quilting Journey and My Tools

**nEW iN tHE qUILTING wORLD**

Recycle your used 45mm rotary blade by using it in the new BladeSaver Thread Cutter. The BladeSaver safely cuts chain-pieced projects quickly and easily. The BladeSaver comes with a sturdy magnetic case which keeps the cutter safe when not in use. It also doubles as a stand to hold the cutter securely in place when cutting threads. The BladeSaver Thread Cutter may be found at local quilt shops for approximately \$28 + tax .

**How To Find Calm In This Difficult Time!****Just take it one stitch at a time****One day at a time**

\* Please send pictures of any of your Irish Chain or Celtic quilts to Aline by February 20 to be included in the March newsletter.



- ◆ **SEWcially Distanced Calendar**
- ◆ SEWcial—None this month
- ◆ Workshops - see newsletter for ZOOM workshops
- ◆ No 'in person' Cuddle Quilt gatherings
- ◆ No 'live' Guild Meetings or Executive meetings
- ◆ Spring Retreat cancelled for 2021
- ◆ President's HOUSE Challenge....see past newsletters for instructions
- ◆ Corona Quilting Challenge - continue working on your projects—check previous newsletters for info
- ◆ Keep saving your pop tabs for Bonnie M
- ◆ BOM ongoing
- ◆ Keep the 2022 quilt show in mind

**HAPPY FEBRUARY BIRTHDAYS**

Cathy Eagles

Alice Farrenden

Fay Klassen

Sharon Oldfield

Betty Ramsay

Ann Verth

***What is High SEWciety?***

Monthly ZOOM meetings on the 4th Thursday of the month, 1 PM and 6 PM. Zoom link will be sent the day before.

**Preview of BHQG MARCH Meeting****Trunk show by Jackie White**

Jackie White lives on Manitoulin Island. She is a modern quilter, designer, creator, pattern maker, and lover of all things hand-made. Jackie's work will be of special interest to modern quilters in our guild. More information about Jackie's trunk show will be included in the March issue of the Special Edition.

**NEWSLETTER DEADLINE FOR MARCH ISSUE****NEXT DEADLINE: FEBRUARY 20**

We solicit articles & request that they be kept to a 1/4 page / 200 word maximum.

**BHQG EXECUTIVE MEETING**

Virtual Meetings as arranged, on Zoom.

**CUDDLE QUILT / OUTREACH**

No Cuddle Quilt Meetings DURING Covid-19

### *A Valentine Challenge for Feb*

*Roses are red,  
Violets are blue,  
And here is a Valentine challenge for you to do...*

Take part in our February challenge and make a special Valentine mask. You may use your favourite mask pattern or one of your own design. Make your mask beautiful, funny, or even outrageous. Add embellishments or sew on some trim. Just be creative and have some fun. You might even be lucky enough to win a prize. Please wear your Valentine mask to our virtual guild meeting in February. It will be our first Zoom meeting and we just can't wait to see you there. Just imagine how wonderful it will be to chat with your friends again, see a trunk show together, and share in a show and tell.

How about a Bra Mask?

There is still time to make your special mask.



<b>February 11, 2021</b>	<b>Virtual meeting via Zoom</b> <b>Trunk show - Roseline Dufour</b> <b><i>My Quilting Journey and my Tools</i></b>	<b>Roseline - will show several new quilts &amp; share some innovative techniques and favorite quilting tools.</b> <b>Members to wear their masks from the Valentine challenge (Draw for prizes)</b>
--------------------------	--	---

### **Zoom Special Program Schedule**

<b>Date</b>	<b>ZOOM- Special Program</b>	<b>Information</b>
<b>January 27</b> 1:00	Construction of a block	Aline will show the members how to construct a block while using her document camera.
<b>Thursday February 4</b> 6:00	Do I Want or Need this in my House.	Becky and Roseline will show what is hot off the press in quilting tools. Also, Becky will be showing her house block video.
<b>Thursday February 25</b> 1:00 and 6:00 ( repeat)	Outreach - Be Inspired.	A power-point presentation of past Outreach wonderful creations will be shown.
<b>Thursday March 25</b> 1:00 and 6:00 ( repeat)	Sewing Studio Tour	Four members will be presenting their studios through a power-point presentation.
<b>Thursday April 22</b> 1:00 and 6:00 ( repeat)	Miniature Quilts	Joan T. will be presenting her gorgeous miniature quilts through screen share
<b>Thursday May 27</b> 1:00 and 6:00 ( repeat)	Strawberries are in Season	Joan will be showing how the pieced strawberry block is made. This block is to be brought to the June BHQG Meeting.
<b>Thursday June 24</b> 1:00 and 6:00 ( repeat)	What to do with your leftover batting	Members will be shown how to use up their scrap batting using a needle and thread or Marti Michell fusible product.



## President's Corner

I hope you are all doing well and have all been able to attend one or more of our Zoom sessions in anticipation of our guild meeting. I am looking forward to seeing all of your beautiful smiles again - it will be the very best Valentine gift!

I found this free pattern, called "Pieces of My Heart Quilt" by Sassafras Lane Designs, it reminds me of Zoom. I think it would be neat if the different squares of the heart were pictures of the people in the meeting.

<https://sassafras-lane.com/blogs/news/12021109-free-pieces-of-my-heart-quilt-pattern>

Happy quilting,

**Becky McAlister**  
President

## Quilt Expo 2022

We are looking forward to 2022, when we aim to continue to promote the art of quilting in our community. In order to get ready, we ask you to start by being part of this project.

When we finally come out of this pandemic, we want to show people that quilting helped us physically, mentally and socially.

Why not use this isolation period to make quilts for our exhibit and to use your creativity to sew up projects to be sold in Quiltique? These are just two of many activities in our Quilt Expo 2022. We will inform you of this project during the coming months and how we will proceed, keeping in mind the many restrictions before us. Stay tuned as we are enthusiastically starting the process of organising our Quilt Expo 2022.

Our Guild's entryway to the last BHQG Quilt Expo



## OFFICERS 2020-2021

President	Becky McAlister
Past President/Nominations	Sue Baldauf
Vice President	Vacant
Recording Secretary	Stephanie Nemeth
Treasurer	Lorraine Giraldi
Membership / Front of House	Aline Chan
Program Committee Chair	Joan Tressel / Roseline Dufour
Workshop	Kelly Kerrigan / Brenda Konyu
Newsletter Editor/Webmaster	Aline Chan

## COMMITTEES

Spring Retreat	Jackie Kaye
Library	Kim Callaghan / Asst Susan Archer
Quilt Racks Committee	Sue Baldauf
Community Outreach	Rica Maguire / Stephanie Nemeth
Touch / Fidget Quilts	Sue Baldauf
Historian	Roseline Dufour
Photography	Ofelia Escareno
Publicity/Info to CQA	Sarah Yetman
Archives	Carol Hunter-Ward
Social	Mary Connan
Pop Tabs	Bonnie MacDonald
50/50 Draws	Jackie Kaye / Linda Bodkin
Block of the Month	Sue Baldauf
Bus Trips, Fall	Roseline Dufour
Scholarship	Sue Baldauf
SEWcials	Sue Baldauf / Roseline Dufour
Demos	Cathy Eagles & Linda Baldrey
Special Project	Roseline Dufour
Greeter	Joan Tressel
Membership	Sharon Hamilton / Janet Perrodou

## Strut your Stuff

Have you been working on a project this month? Send Aline a photo of your flimsy or your quilted project before the 20<sup>th</sup> of each month so that the photo can be included in the next month newsletter. I know that I get inspired when I see other people's work. We are counting on you!

BRANT HERITAGE QUILTERS GUILD publishes the **BRANT QUILTERS VOICE** ten times a year. Editor: Aline Chan

We welcome editorial contributions and submissions. You may email submissions to [alinch@rogers.com](mailto:alinch@rogers.com)

**Advertising Policy:** Advertisement of a product or service does not indicate endorsement by the publisher. Publisher does not assume any responsibility by warranty or otherwise with respect to products or services advertised.

**SIGNING OF THE MEMBERSHIP APPLICATION AND CHECKING THE APPROPRIATE BOX** gives us permission to send you Guild-related notices / announcements. To unsubscribe, please email the editor with the words 'unsubscribe' on the subject line.

**PROOF-READERS:** Sue Baldauf, Anne Maguire, Gwen Brewer, Roseline Dufour, Becky McAlister.



## BHQG SEWcial

Due to the provincial lockdown restrictions, there will be no SEWcial in February. Stay safe and healthy and continue to sew at home.



*Sue Baldauf and Roseline Dufour*



### High SEWciety 4th Thursday in February 1 PM and 6 PM.

Zoom link will be sent the day before the session.

It will consist of an hour of a sewing program and a SEWcial visit with our Guild quilting friends. We will make projects, discuss new techniques, and chat while we SEWcialise and sew.

While we may not be having 'high tea', we will try to add some 'highs' into our lives.

SEWcerely,

*Roseline & Joan*



## BHQG BOM 2020- 2021

### LEAVES IN MOTION

The Autumn Beauties received their third set of instructions during January. We hope that sewing this fun quilt was a welcome diversion through our lockdown days. In these most recent "next steps", the leaf and nine patch blocks are coming together to make a beautiful medal-lion design quilt. Some quilts will be 2 colours while others are made scrappy looking with assorted colours. The photo below shows the next step of Sue's quilt.



If you have not signed up, we would be happy to share the patterns.

Contact Sue Baldauf at [suebaldauf@hotmail.com](mailto:suebaldauf@hotmail.com)

Your BOM committee

*Kelly Kerrigan, Brenda Konyu, Jackie Kaye, Sue Baldauf*



### Who are the members of the BHQG Program Committee?

Joan Tressel --- chairperson  
Roseline Dufour - co-chair  
Janice Ferguson - secretary  
Judy Taylor                      Leela Chan  
Keith Baldrey                  Linda Baldrey  
Catherine Eagles

### SPRING RETREAT 2021 Chapter 30 - "Pearls of Wisdom"



**Hello fellow retreaters!**

With the pandemic counts rising, and more restrictions being imposed upon us, it is with heavy hearts that your committee must advise you that the March 2021 retreat will not take place. For those who have registered, I will contact each of you regarding your cheques and / or cash payments to be returned.

We look forward to the day where we can be together in person again and enjoy another retreat.

Most of our money, 70%, has been reimbursed by Five Oaks, and the remaining 30% is being held towards a booking at a later date. Your retreat committee will endeavor to book something at Five Oaks in the future, in order to use up our 30% hold-back.

We want to thank everyone that supported the retreat and hopefully we will again be able to meet together, in the future.

Any questions—please feel free to send an email to [jackie.kaye123@gmail.com](mailto:jackie.kaye123@gmail.com)

Respectfully,

*Jackie Kaye & Retreat Committee*

### 'THINKING OF YOU' cards

If you know of a Guild member who is in need of a card for illness, sympathy or 'thinking of you', please let Stephanie know.

[stephanieandbob@hotmail.ca](mailto:stephanieandbob@hotmail.ca)



We met our objective on our MUG RUGS for outreach.

Size 6"× 8" to 7"× 9".

You can keep making them for the Quilt Expo.

## BHQG ZOOM WORKSHOPS

**Saturday, February 20, 2021**

**TRICORN PLACEMATS** designed by Sue Baldauf,  
(based on Laura Coia's Not So Square Placemat)

We are pleased to bring you a workshop on Zoom. Before Covid-19, we were prepared to make the Tricorn placemats based on Laura Coia's "Not So Square" placemat pattern seen at the guild meeting in the fall of 2019.

If you signed up previously, you will have been contacted to reimburse your payment. At this time, we will be presenting this workshop free of charge.

Below, we have listed the supply list so you can prepare your fabric selection for the workshop. Please contact Kelly K. or Brenda K. by February 8, to get your name on the list to receive the instructions.

### MATERIALS NEEDED:

5 coordinating Fabrics plus binding and backing

Fabric A and B      Light colours - 1/4 yd. or 1 FQ each

Fabric C and D      Darker colours - 1/4 yd. or 1 FQ each

Fabric E              Feature Fabric - 1/2 yd.

Binding is 1/4 yd. (suggestion to use either Fabric C or D)

Backing is 1 and 1/2 yd.

Batting is 1 and 1/2 yd.

Your BHQG Workshop committee

*Sue B.* ([suebaldauf@hotmail.com](mailto:suebaldauf@hotmail.com)) with *Kelly K and Brenda K*



## RIBBON IN MOTION – BARGELLO WORKSHOP

**SATURDAY, March 20 & SATURDAY, April 17**

**SAVE THE DATES**

Info in the next newsletter.

Presented by Aline.


There will be homework preparation.

If you are interested and wish to get your fabrics early, email Aline.



Your BHQG Workshop committee

*Kelly K and Brenda K*





## **Keep Safe - Sew a Shopping Cart Handle Cover**

Cut two coordinating fabrics - 6" x 18" rectangles  
 Cut one fusible fleece or light batting- 6" x 18" rectangle  
 Cut ¾" x 15" Velcro® hook and loop tape

### **Assemble Handle Cover**

- Iron fusible fleece to the wrong side of (1) fabric rectangle.
- Place fabric rectangles, right sides together, and pin. Using a 1/4" seam allowance, sew around all four sides, leaving an opening in the center of one long side (about 6") for turning. Reinforce stitches at beginning and end of opening. Clip corners.
- Turn unit right side out, and push out corners.
- Turn edges of opening under 1/4" and press.
- Topstitch 1/8" around entire rectangle, which will close the opening.
- Refer to Figure 1 to position *hook tape* on one side of your handle cover.
- Sew 1/8" around entire hook tape. Refer to Diagram 2 to position *loop tape* on the other side of your handle cover.
- Sew 1/8" around entire loop tape.



**Figure 1**



**Figure 2**

**Note:** When washing the handle cover, close the Velcro® strips to prevent lint buildup.  
 The handle cover is easily stored in a Ziplock® bag in your purse.

## **Trunk Show – February 11th marks BHQG's first virtual guild meeting.**




Zoom in to see Roseline Dufour's trunk show, *My Quilting Adventure and My tools*. Roseline has been sewing up a storm during the Covid months and has several new quilts to show us. She will also share some innovative techniques and some of her favorite quilting tools. Needle-turn appliqué continues to be Roseline's forté. She was the grand champion in 2014 at the Western Fair in London (*Reminiscence*) and won viewer's choice in 2018 at the Québec Counterpointe in Montreal, Québec (*Audubon Christmas*).

**Please remember to wear your masks from our February Valentine Challenge.**





## *Strut your Stuff* (SHOW AND TELL) Featuring Kari Astles



Kari works full time and started quilting a few years ago.

In the beginning, she made one quilt a year, when she took a week off work to join the summer quilt academy in Ancaster (now in its 25th year). This Jewel Box quilt was her first and favourite quilt. Her young son has joined her in her quilting adventure.



## OUTREACH

with Rica

*What's Under My Needle* with Joanne Beard

These mini quilts (20 x 27) are hinged because they are designed to go on the top of a washer and dryer. This way, the one on the washer can be flipped over easily while the washer is in use. They were mailed today in a flat rate box to their new home in Seaforth in a heritage home where the washer/dryer share space in the main floor powder room.



Check out **High SEWciety** on Zoom where we showcase the members' quilts. We do mini demos on a variety of quilt projects.

Check out the itinerary of meetings to keep our quilters connected.



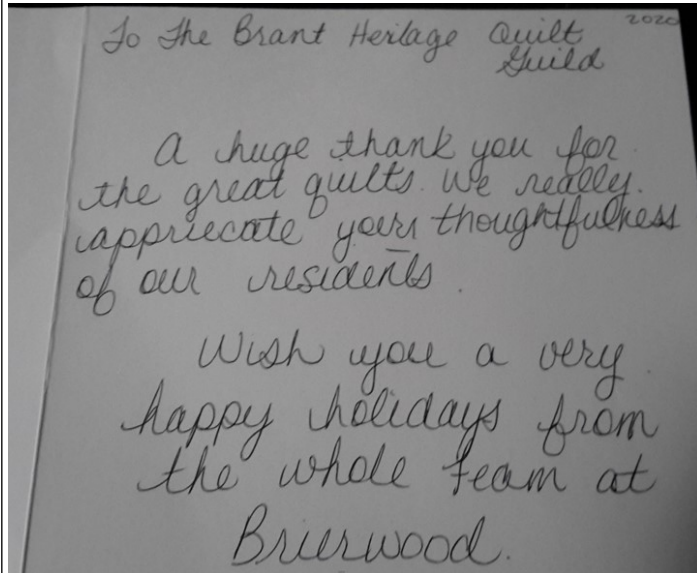


**MESSAGE FROM OUTREACH**

We have four finished quilts this month. We received a thank you card from Brierwood Gardens for the quilts delivered at Christmas time.

Outreach has six flimsies ready to go to Joanne Beard to be quilted. Many thanks to Joanne for quilting these quilts for us.

**HELP ~~X~~ EACH OTHER**

**MESSAGE FROM PARIS QUILTING BEES**

Dear Brant Heritage Quilting Friends,

As the Workshop Coordinator for the Paris Quilting Bees (PQB), I would like to extend to you the opportunity to register and participate in the following workshop. We are excited to have this rare opportunity to learn from Peter Byrne via zoom. Attached to this message are two links that will assist you in learning more about Peter's background. Please note this workshop is limited to 20 participants.

If you have any questions, please do not hesitate to contact me at [pittaway@sympatico.ca](mailto:pittaway@sympatico.ca)

Thank you and I look forward to meeting you in this workshop!

Kim Pittaway

Workshop Coordinator PQB

**Hover Quilting –Saturday April 24 & Sunday April 25 VIA****Zoom**

Instructor: Peter Byrne

Time: 10am-2pm

Date: Saturday April 24 + Sunday April 25, 2021

Cost: \$100.00 non-members. Kit included in fee

Indicate your choice of white or black background

Registration Deadline: March 10

*Registration info on next page...*

**OUTREACH CHARITY TOTALS 2021**

Check here every month to see the total progress BHQG Outreach Committee is making during 2021 by quilting gifts for various charities in our community.

Quilts	Burp Towels	Pillow-cases	Placemats	Baby Bibs	Mug Rugs	Stockings	Touch Quilts
4	0	0	0	0	0	0	0



If you would like more information on making items for OUTREACH, please speak to Rica Maguire or send her an email: [lmaguire1@rogers.com](mailto:lmaguire1@rogers.com)

Thank-you to all who have made donations to the Outreach program, whether by quilts, flimsies, fabric, batting, etc. We appreciate any and all assistance our members give. Thank-you.



**QUILTS OF VALOUR:**  
Contact: Elizabeth Verticchio  
[elizabeth.verticchio@quiltsvalour.ca](mailto:elizabeth.verticchio@quiltsvalour.ca)

**TOUCH / FIDGET QUILTS**

Touch Quilts are often referred to as Fidget Quilts.

Contact our coordinator:  
Sue Baldauf & Committee



**Paris Quilting Bees invitation:****Hover Quilting –Saturday April 24 & Sunday April 25 VIA Zoom**

Instructor: Peter Byrne

Time: 10am-2pm / Date: Saturday April 24 + Sunday April 25, 2021

Cost: \$100.00 non-members. Kit included in fee

Indicate your choice of white or black background

Registration Deadline: March 10



Peter Byrne is excited to offer a 2-day workshop event to members of Paris Quilting Bees (members and non-members). The workshop will run from 10am until 2pm each day.

Peter's hover-quilt titled "Pathways" was showcased in Curated Quilts, Issue/11, in The Appliqué Gallery. The Virtual Hover-quilting Inspiration Workshop is designed around this quilt!

*Hover-quilting* is a new form of raw edge appliqué, absent of fusible web. This innovative technique produces not only a beautiful controlled frayed edge, but also creates the illusion of your piecing to hovering above the quilt top.

On day one, students will focus on preparing their quilt sandwich and make 36 HST's and on day two will complete a 16-inch square, mini *hover-quilt*. Students will learn the unique design elements that make this technique so versatile and creative.

The following links will assist you in learning more about Peter Byrne.

<https://peterbquilts.com/>

[https://youtube.com/watch?v=iz\\_8VaZODCs&feature=share](https://youtube.com/watch?v=iz_8VaZODCs&feature=share)

Kits are available with your choice of a white or black background! The cost of the kit is included in your registration fee.

To Register: email Kim at: [pittaway@sympatico.ca](mailto:pittaway@sympatico.ca) and she will give you eTransfer details.





Quilters, please  
stay safe & healthy!

Mail order available!

**WE HAVE MOVED....  
ACROSS THE  
STREET!**

**accuquilt**  
Signature Dealer



[www.cherishedpieces.com](http://www.cherishedpieces.com)

📍 142 Broadway St. Tillsonburg, ON

☎ 519.842.2658



**SPOOLED ROTTEN  
QUILTS**

*Longarm Quilting Services*

Sarah Yetman • 519-732-5718  
info@spooledrottenquilts.com  
237 Bruce St., Brantford ON N3S 4Z8

## Hamilton Sewing Special

**\$1,000 In-Store Credit with Amara Purchase!**



Handi Quilter

**AMARA**

10 or 12

Foot Framed

for Only

**\$13,899**

Experience quality, precision, and a world of quilting possibilities.

From baby quilts to king-size, the HQ Amara is the perfect fit for your style of quilting.

1564 Main Street West Hamilton On. - 905 527 6794 - [hamiltonsewing.ca](http://hamiltonsewing.ca)

## Hamilton Sewing Special



**Husqvarna  
Platinum Q165**

**Longarm  
5, 10 or 12  
Foot Framed**

**On Sale  
Now!**

The PLATINUM™ Q165 long arm quilting machine makes quilting fun and easy.  
Quilting Accuracy at Your Fingertips with 1,800 stitches per minute speed.

1564 Main Street West Hamilton On. - 905 527 6794 - [hamiltonsewing.ca](http://hamiltonsewing.ca)

 *Heirloom Treasures*  
*Creative Sewing Studio*

*Fine fabrics, patterns & designs*  
*Innovative notions & sewing supplies*  
*Quilting, machine embroidery & bag making classes*

132 Governors Rd E.  
Paris, ON N3L 3E1  
519-774-5164

Wed 10 - 2, Thurs - Sat 10 - 5  
[heirloomtreasures01@gmail.com](mailto:heirloomtreasures01@gmail.com)  
 [facebook.com/HeirloomTreasures132](https://facebook.com/HeirloomTreasures132)

 **Hamilton Sewing**  
[www.hamiltonsewing.com](http://www.hamiltonsewing.com)

**Quilt Members receive  
25% Off Fabric  
Everyday**

[michele@hamiltonsewing.com](mailto:michele@hamiltonsewing.com)  
1564 Main St. W. Hamilton On Phone 905 527 6794

*Country Patchworks Fabrics and Quilts*

**DEBBRA EDDY**  
Owner

515533 11th line  
R.R. 3, Woodstock, ON N4S 7V7

519-537-8753  
[debbraeddy@hotmail.com](mailto:debbraeddy@hotmail.com)  
[www.countrypatchworks.ca](http://www.countrypatchworks.ca)



 **HEATHER STOCK**  
519-625-8435  
[heather@thequiltplace.ca](mailto:heather@thequiltplace.ca)  
[www.thequiltplace.ca](http://www.thequiltplace.ca)

**Fabric, Quilting Supplies,  
Ready & Custom Made Quilts**

3991 Perth Rd. 107, Box 223, Shakespeare, ON N0B 2P0