



## BRANT QUILTERS VOICE

June 2020

<http://www.BrantHeritageQuiltersGuild.com/>

Hello everyone,

Well we are still in this ever changing world. It is so strange how far technology has come in such a short while. We had an online executive meeting which was very neat and nice to see all the familiar faces and hear the familiar voices and laughter. It had some quirks and kinks, at one point I couldn't see or hear Sue Baldauf so someone else would have to listen to her and relay it back to me, but all in all, it did work out.

There are some exciting plans we have in the works to come. In this newsletter, we are introducing my first President's challenge. I hope you enjoy it. Hope you are still working on the Make Me Laugh challenge, and finishing up the shopping bags. If you are bored with all of that, the ladies in Outreach will have ideas on what they are needing for the groups we donate to.

A really big shout out to our Face Mask Queen, Aline Chan, who has made and donated over 3000 masks. I don't know how she finds the time - the day of our online executive meeting, she had two other meetings. I would also like to thank the many others who have donated their time and efforts to helping others, such as isolation gowns, scrub caps and bags.

As president, it has been very difficult to make decisions to cancel meetings, (not that we have much of a choice right now). I can not wait for the day that I can see all of your smiling faces again.

Please stay safe and happy quilting.

*Becky*, President

### JUNE CANCELLATIONS for SEWcial Distancing

- ◆ No SEWcial
- ◆ No Workshop
- ◆ No Cuddle Quilt session
- ◆ No Guild Meeting / no Executive meeting
- ◆ Spring Retreat postponed to Spring 2021
- ◆ President's Challenge....see this newsletter
- ◆ VP Challenge—MAKE ME LAUGH—bring to our first meeting.

### HAPPY JUNE BIRTHDAYS

Joanne Beard	Linda Bodkin	Kay Boyd
Susan Clark	Kitty Gill	Gwen Harding
Bonnie MacDonald	Barb Minutillo	
Carlene Ross	Susan Webster	
Charlie Yetman		

(July & August birthdays will be sent to you next month)



### NEWSLETTER DEADLINE FOR SEPTEMBER ISSUE

NEXT DEADLINE: AUGUST 20

We solicit articles & request that they be kept to a 1/4 page / 200 word maximum.



### MEMBERSHIP:

As most of you are aware, our 2019-20 memberships are set to expire at the end of August. As such, we have decided to extend the membership until we are able to meet in person again. The decision on the 2020-2021 membership fee will be made at a later date, when we know more.

### BHQG EXECUTIVE MEETING

Virtual Meeting, June 11, 7 PM

### CUDDLE QUILT / OUTREACH

No Cuddle Quilt Meetings in June or Summer months.

### DID YOU KNOW...

- Can you tell us when the guild started? Hint: when was the newsletter established.
- **June 30, 1789** - Exploration - Alexander Mackenzie (Explorer) enters the Mackenzie River from Great Slave Lake.
- **June 30, 1848** - Toronto schools closed for a year because city council refuses to raise funding from £500 to £2,000 per annum.
- **June 30, 1866** - New Brunswick approves Confederation.
- **June 30, 1973** - Canada Post bans open-window envelopes since they snag in letter sorting machines.
- **June 30, 1987** - Bank of Canada stops issuing one-dollar bills, and starts replacing them with the \$1 dollar coins that come to be known as loonies
- **June 30, 1997** - Education - Angus Reid polling group releases report finding that the average Canadian student knows the answer to only 10 of 30 questions about Canada.



### OUTREACH

Outreach pictures in this newsletter were taken by Rica



**IT'S IN THE BAG...BHQG BOM Program 2019–2020****June News**

Thank you for participating in our program this year. Knowing that we have come to the end of our year of guild meetings, there will be no opportunity to continue the exchange component of the program.



The bag which you now have in your possession will be yours to keep. Please make something using the blocks you have in the bag. It is your choice, whether you add more or not use all of them.

When we meet again, we hope that all of you will have a finished project to present at the guild meeting. What a fun Show and Tell it will be.

**BHQG NOMINATIONS FOR EXECUTIVE 2020-2021**

Thank you to the membership for their response to joining the Executive in the coming year. Working behind the scenes in our guild offers its own rewards of staying connected and being involved.

Here is the proposed Slate of Officers for 2020-2021.

Any further nominations should be directed to Sue Baldauf, Past President.

If there are no nominations forthcoming by June 11th, 2020, this slate of officers will be accepted.

**OFFICERS:**

President - Becky McAlister  
 Vice Pres #1 - Susan Clarke  
 Vice Pres #2 - Keith Baldrey  
 Treasurer - Lorraine Gerald  
 Program - Joan Tressel and Janice Ferguson  
 Membership - Aline Chan  
 Workshops - Kelley Kerrigan and Brenda Konyu  
 BOM - Sue Baldauf  
 Newsletter - Alin Chan  
 Publicity - Sarah Yetman  
 WebMaster - Aline Chan

**COMMITTEES:**

Library - Kim Callaghan  
 Spring Retreat - Jackie Kaye  
 Demos - Cathy Eagles and Linda Baldrey  
 Scholarships - Sue Baldauf

**OFFICERS 2019-2020**

President	Becky McAlister
Past President/Nominations	Sue Baldauf
Vice President	Susan Clark
Recording Secretary	Stephanie Nemeth
Treasurer	Anne Maguire
Membership / Greeter	Aline Chan
Program Committee Chair	Roseline Dufour / Joan Tressel
Workshop	Lorraine Gerald
Newsletter Editor	Aline Chan

**COMMITTEES**

Spring Retreat	Kim Callaghan
Library: Kim Callaghan	Susan Archer
Quilt Racks Committee	Sue Baldauf
Community Outreach Program	Rica Maguire / Stephanie Nemeth
Touch Quilts	Sue Baldauf
Historian	Roseline Dufour
Photography	Ofelia Escareno
Publicity/Info to CQA	Sarah Yetman
Quilt Documentation /Archives	Carol Hunter-Ward
Social	Mary Connan
Pop Tabs	Bonnie MacDonald
50/50 Draws (Alice Substitute)	Jackie Kaye / Linda Bodkin
Block of the Month	Sue Baldauf
Bus Trips, Fall	Roseline Dufour
Scholarship	Sue Baldauf
SEWcials	Sue Baldauf / Kim Callaghan
Webmaster	Aline Chan
Special Project	Roseline Dufour
Greeter	Joan Tressel
Membership	Sharon Hamilton / Janet Perrodou



**Read all about the  
 President's Challenge in this  
 issue of the newsletter.**

**BRANT HERITAGE QUILTERS GUILD** publishes the **BRANT QUILTERS VOICE** ten times a year. Editor: Aline Chan

We welcome editorial contributions and submissions. You may email submissions to [alinchan@rogers.com](mailto:alinchan@rogers.com)

**Advertising Policy:** Advertisement of a product or service does not indicate endorsement by the publisher. Publisher does not assume any responsibility by warranty or otherwise with respect to products or services advertised.

**SIGNING OF THE MEMBERSHIP APPLICATION AND CHECKING THE APPROPRIATE BOX** gives us permission to send you Guild-related notices / announcements. To unsubscribe, please email the editor with the words 'unsubscribe' on the subject line.

**PROOF-READERS:** Sue Baldauf, Anne Maguire, Gwen Brewer, Roseline Dufour, Becky McAlister.



### Greetings from the Program Committee!

We are presently looking at ways to bring BHQG program information to you should we not be able to do our regular face-to-face meetings. Contests, challenges, how-to videos and other such features are in the planning stages.

How do you find out about them and where do you find them? You must read our BHQG September newsletter. It is as simple as that. So stay tune as we are excited to use this possible new format to keep you inform and up-to-date with various quilting experiences.

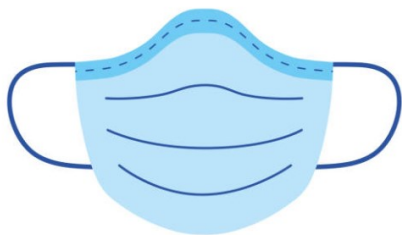
### **BLOCK OF THE MONTH 2019-2020: It's in the Bag**

Here are Pam Turner's blocks. We hope to see yours in the next newsletter.



### **ELASTIC**

If you are working on Face Masks for outreach, you can get elastic from



### **AGE 80 PLUS MEMBERSHIPS**

Membership is free to those who reach their 80th birthday on September 1. Person must have been a member with the BHQG for at least two years. A membership form will still need to be filled out and signed by the member. The member should attend at least one meeting.

## **CORONA QUILTING CHALLENGE**

*with Susan Clark*

### **MAKE ME LAUGH YOUR CHALLENGE: MAKE ME LAUGH**

Make a humorous quilt no larger than 36" x 36",  
no smaller than 12" x 12"

Use any technique, appliqué (raw edge, turned edge etc.), pieced, modern, traditional, weird ... any technique you want, must be quilted and bound.

At our next meeting (whenever that may be), we will all gather and have the chance to show our Covid Creations and explain what makes it so funny.

Or we may have a virtual Show & Tell.

The loudest audience laugh reaction will be our ULTIMATE winner. (Really, we'll all be winners laughing at ourselves...). Prizes await!!

I know what I'm going to do. A self portrait....of the faces I pull when my husband asks me a dumb question....duh.... (???)

Other ideas?

Fish at a birthday party

The worst colour combination in the world

The most beautiful fabric you own with the ugliest one

A wobbly block

Your self portrait

**So many ideas. So much time. Let the laughter begin.**



### **OUTREACH**







Rica wears one of the isolation gowns she made.



### SPRING RETREAT

Chapter 30, IT'S ONLY A NUMBER

SPRING 2021


Five Oaks Retreat Centre, 1 Bethel Road,  
Paris ON

The retreat is for 2020 has been cancelled. We are working on the booking for next spring. If you wish to drop out, you can contact Jackie Kaye or Kim Callaghan & we will arrange a refund to be mailed to you. Otherwise your spot will be secured for spring 2021.

Any questions—feel free to send an email to [john.kaye@rogers.com](mailto:john.kaye@rogers.com) or [kim\\_quilts@outlook.com](mailto:kim_quilts@outlook.com)



Jackie Kaye & Retreat Committee



### Brant Heritage Quilters Advertising rates 2019

10 issues. Ad must be paid in full before appearing in the newsletter.

Classified Ad	(1 inch x 3 inch)	\$ 2.00 per insertion
Business Card	(2 inch x 3 inch)	\$ 4.00 per insertion
Quarter Page	(5 inch x 3 inch)	\$ 7.00 per insertion
Half Page	(7 inch x 5 inch)	\$15.00 per insertion
Full Page	(7 inch x 10 inch)	\$30.00 per insertion

### MUG RUGS / PLACEMATS

Please remember to work on mug rugs or placemats for our outreach program.

We only have 8 and we need 110. Any theme any colour, size 6" x 8" to 7" x 9".

Thank you, Rica

### 'THINKING OF YOU' cards

If you know of a Guild member who is in need of a card for illness, sympathy or 'thinking of you', please let Stephanie know.

[stephanieandbob@hotmail.ca](mailto:stephanieandbob@hotmail.ca)



### OUTREACH CHARITY TOTALS 2020

Check here every month to see the total progress BHQG Outreach Committee is making during 2020 by quilting gifts for various charities in our community.

Quilts	Burp Towels	Pillow-cases	Placemats	Baby Bibs	Angel Wraps	Mug Rugs	Masks	Scrub Caps	Isolation Gowns BGH	Stockings	Touch Quilts
50	11	25	22	14		8	300	82	17	3	8

**ISOLATION GOWNS:** TOTAL MADE:470—made by BRANT CO. FACEMASKS with the help of Rica, Stephanie & Sue B.

If you would like more information on making items for OUTREACH, please speak to Rica Maguire or send her an email:

[1maguire1@rogers.com](mailto:1maguire1@rogers.com)

Thank-you to all who have made donations to the Outreach program, whether by quilts, flimsies, fabric, batting, etc.

We appreciate any and all assistance our members give, and at each meeting we have a variety of kits available on the Outreach table. Thank-you.



### QUILTS OF VALOUR:

Contact: Elizabeth Verticchio  
[elizabeth.verticchio@quiltsvalour.ca](mailto:elizabeth.verticchio@quiltsvalour.ca)  
Please leave any blocks or quilts at the QoV table.

### TOUCH QUILTS

Touch Quilts are often referred to as Fidget Quilts.

Contact our coordinator:  
Sue Baldauf & Committee



**HOUSE PARTY 2020—PRESIDENT'S CHALLENGE****WITH BECKY**

Here are the instructions for this years President's Challenge 2020.

Believe it or not, I had thought about this block way before there was any mention of self isolation.

Please make one or more of the house blocks and when we are able to get back together, we will arrange for a fun day workshop to join the blocks into quilts like we did with the blocks last year. The quilts will again be donated to our Outreach program.


For the centre of the house, you can use a fabric square or an 8.5" quilt block, it is up to you. In one of my test blocks, I used a UFO block. It is totally up to you.

As you finish your blocks, take a picture of them and email them to me [rde2goquilting@gmail.com](mailto:rde2goquilting@gmail.com) before August 15th. Then I will put them all together in a video screen show for September.

Thank you Jackie Kaye for testing the pattern.

## House Party

Brant Heritage Quilters Guild President's Challenge 2020



### MATERIALS:

#### For the Heart of the Home:

1 – 8-1/2" Square Quilt Block of your own choosing, traditional pieced, applique – (no raw edges)

OR 1 – 8-1/2" Square of Fabric

#### For the Building (Dark Colour)

1 - 7-3/8" Square

2 – 2-1/2" x 8-1/2" Rectangles

#### For the Sky (Light Blue)

1 – 7-3/8" Square

\*\*\*We will be using a 1/4" seam allowance through out\*\*\*


**Building the Foundation of your house:**

Join the two 2-1/2" x 8-1/2" dark rectangles to opposite sides of your 8-1/2" quilt block. This foundation will be 12-1/2" wide by 8-1/2" tall.

**Building the Roof:**

Make 2 Half Square Triangles:

On the back of the sky 7-3/8" square draw a diagonal line. Put the light square and the dark square right sides together. Sew a 1/4" on both sides of the line. Cut the square on the diagonal line that you drew. Press the seams to the dark side. This will give you two squares, trim both to 6-1/2" square. Place the two squares together so you have a roof shape and sew the middle of the roof. The roof section will be 12-1/2" wide by 6-1/2" tall.

**Raise the roof:**

Sew the roof to the house foundation. This unfinished block should measure 12-1/2" wide by 14-1/2" tall.






## WHAT IS UNDER MY NEEDLE



### Susan Marks Hendsbee


The baby quilt is called Animal Crackers. It was for a class, but Regina gave it to her great niece. The table runner is called Twisted Vine. I saw it on Pinterest. The third item is called Pint Sized Parking. Great for putting mason jars in to hold cutlery for bbq's, etc. Also made it for class sample.



Carrie Browns finished all three tops. #1 is for the Teen Quilt Academy, which may be cancelled. All the mentors got the pattern so they could make a few blocks. It is a 9-patch quilt. #2 is NOT YOUR GRANDMOTHER'S LONE STAR. Quilt bottom left, Diamonds in My Square.



ALPHABET QUILT by  
Outreach





## WHAT IS UNDER MY NEEDLE



Left:  
Work in progress (WIP)  
Picasso's collage face.  
*Kim Callaghan*



Right:  
*Becky McAlister*  
made this baby quilt and  
a fish laundry bag for it  
to go in when she gifts it.



Hearts (on left)  
12"x16". In the first  
weeks of the lockdown,  
Ofelia made this small  
quilt as a prayer to keep  
the family safe.  
*Ofelia Infante*



Right:  
These are 2 quilts that  
Gwen was able to fin-  
ish. Milestones and  
Gypsy Wife. She is just  
waiting for her back-  
ings to come in.  
*Gwen Harding*



OUTREACH made these two  
quilts.








Alice is making this quilt for a friend. It is the trick Double Wedding Ring Quilt. She has been making masks for family and friends.

*Alice Farrenden*

## WHAT IS UNDER MY NEEDLE



### Quilts 1,2,3

*'I have loved being housebound. It has forced me to be creative. I've had a bag of 4 1/2" squares in my sewing room for years. Hundreds of them. Don't remember what pattern but I've pretty much used them all up now.*

*The picture with the squares also has many squares on the reverse so it is double-sided. The second quilt is made with squares I did on a course eight years ago. I finally put it all together. The third is a work-in-progress, again with the 4 1/2" squares. Good times. Stay Covid free!'*





Quilters, please  
stay safe & healthy!

Mail order available!

**WE HAVE MOVED....  
ACROSS THE  
STREET!**

**accuquilt**  
Signature Dealer



[www.cherishedpieces.com](http://www.cherishedpieces.com)

📍 142 Broadway St. Tillsonburg, ON

☎ 519.842.2658

Alice Farrenden's Double Wedding Ring Quilt.




**SPOOLED ROTTEN  
QUILTS**

*Longarm Quilting Services*

Sarah Yetman • 519-732-5718  
info@spooledrottenquilts.com  
237 Bruce St., Brantford ON N3S 4Z8

## Hamilton Sewing Special



Baby Lock  
Regalia

10 or 12  
Foot Framed  
for Only  
**\$11,995**

Baby Lock's largest longarm machine yet! With 20" of workspace and a lighting-fast 2,500 stitches per minute, the Regalia is ready to easily finish quilts of any size.

1564 Main Street West Hamilton On. - 905 527 6794 - [hamiltonsewing.ca](http://hamiltonsewing.ca)



## Hamilton Sewing Special



### Baby Lock

### Jazz II

Extension Table  
(value \$149) Included

for Only

# \$695

The Jazz II comes with everything a quilter would want, plus the features you need on a utility stitch machine to get the job done – all at an affordable price!

1564 Main Street West Hamilton On. - 905 527 6794 - [hamiltonsewing.ca](http://hamiltonsewing.ca)



### Heirloom Treasures Creative Sewing Studio

*Fine fabrics, patterns, books & designs*

*Innovative notions & sewing supplies*

*Classes in quilting, embroidery, bag making, etc.*

132 Governors Rd E  
Paris, ON N3L 3E1  
519-774-5164

Studio Hours: Wed 10 - 2  
Thurs – Sat 10 - 5  
(closed Saturday on holiday weekends)

### Village Square Quilt Shop

Fabric, Classes, BOM, Mystery Quilt

Unit 50 - 422 Pearl Street

Burlington, ON L7R 2N1

[www.villagesquarequilts.com](http://www.villagesquarequilts.com)

905.681.2256 [vsqs@outlook.com](mailto:vsqs@outlook.com)

### Country Patchworks Fabrics and Quilts

**DEBBRA EDDY**  
Owner

515533 11th line  
R.R. 3, Woodstock, ON N4S 7V7

519-537-8753  
[debbraeddy@hotmail.com](mailto:debbraeddy@hotmail.com)  
[www.countrypatchworks.ca](http://www.countrypatchworks.ca)



**THE  
QUILT  
PLACE**

**HEATHER STOCK**

519-625-8435

[heather@thequiltplace.ca](mailto:heather@thequiltplace.ca)

[www.thequiltplace.ca](http://www.thequiltplace.ca)

**Fabric, Quilting Supplies,  
Ready & Custom Made Quilts**

3991 Perth Rd. 107, Box 223, Shakespeare, ON N0B 2P0