

Brant Heritage Quilters Guild presents ...

Once Upon a Quilt



General Admission: \$7.00

Quilt Expo 2018

Children Under 12 Free

FEATURED ARTIST : ROSELINE DUFOUR

Friday October 19th - 10 am to 7 pm & Saturday October 20th - 10 am to 4 pm
Best Western Plus - 19 Holiday Drive - Brantford, Ontario

quilters walk of fame • quilt on a stick • opportunity quilt • challenge
quilt display • quiltique • vendors • tombola

www.brantheritagequiltersguild.com



BHQG

BRANT QUILTERS VOICE

May 10, 2018



MAY PROGRAM

Have you ever wondered why you have a small bottle of oil in your sewing machine tool box when you were told not to oil your machine? Why does your sewing machine emit a clunk clunk sound when you go in reverse?

What is that grey fussy stuff that you may see on the throat plate? Wonder no more! Wendy Sutherland and Logan Horoky, technicians from The Sewing Machine Spa will quickly answer these questions as well as many more with their presentation (Tender Loving Care Of Our Sewing Machines) at our May BHQG meeting..

As an added treat, Lana Thomson from The Quilt Junction in Watford will have a pop-up shop and present to you by way of a trunk show what she has available at her quilting shop. It is not too late to stock up for the summer. See you then!

WELCOME NEW MEMBERS AND GUESTS

Please turn to the person on both sides of you and introduce yourself. Make our members and guests feel welcome.



DEMOS - We Need You

We are looking for ten individuals willing to present a 10 minute demo before the BHQG meeting from September 2018 to June 2019. It can be a technique that you have learnt, a tool that you have acquired or something else related to quilting. If this is of interest to you, please contact: roselineduf@hotmail.com

DID YOU KNOW...

Welcome new members: Rena Robinson & Helen Adam!



- ⇒ that according to an old Cornish superstition, it was unlucky to buy a new broom in this month. So was washing a blanket!
- ⇒ that for the month of May, the birthstone is emerald, which signifies love and success and the birth flower is the Lily of the Valley.
- ⇒ that May 15 is International Day of Families.
- ⇒ that May 22 is International Day for Biological Diversity.
- ⇒ that May 29 is International Day of UN Peacekeepers.
- ⇒ that there is a Hot ruler that is heat-resistant which lets you press directly on the ruler itself at the ironing board, assuring precise hem widths.
- ⇒ that BHQG plans to purchase an assortment of rulers for the library so the members can borrow them.
- ⇒ That we now have a free 'child' membership for those under 10 years of age.
- ⇒ Starting September 2018, those who get their newsletter by mail will require two postage stamps on their self-addressed envelopes. A minimum 'size 10' long white envelope (4 1/8" x 9 1/2") is required because we have to fold the newsletter into thirds.

CHECKLIST

Name Tags

- ✓ Find the thimble
- ✓ Pop / beer / cat food tabs/ contest
- ✓ BOM
- ✓ Cuddle Quilts / Outreach—Take a kit home
- ✓ 50 / 50 Draw: \$1 a ticket, 3 for \$2
- ✓ **SHOW OFF YOUR SHOW & TELL** (sign sheet)
- ✓ Library opens at 6:15 PM & also at SEWcial
- ✓ **BHQG QUILT EXPO OCTOBER 19-20, 2018**

SEWcial Please join us on May 10 at 11AM, at St George United Church. A dedicated time to sew without interruption. There is space to pin baste or spray baste your quilts, get help, learn techniques or just sew.



HAPPY BIRTHDAY MAY

Laurann Bivins
Janice Ferguson
Jill Lise
Lynn Nicholson
Linda Raney

Aline Chan
Joy Layfield
Pat Mitchell
Mary Lou Pizzey
Judy Taylor



LOST & FOUND

At Spring Retreat, a ruler was LOST. If you know the whereabouts of a 6" x 24" with yellow numbering (not an Omnigrid) and an ANGLED end, please contact Sue Baldauf.



NEWSLETTER DEADLINE

Deadline: 20th of each month

NEXT DEADLINE: May 20 for the June issue.

We solicit articles & request that they be kept to a 1/4 page / 200 word maximum.

BHQG QUILT EXPO 2018 MEETING

Tuesday, May 15, 5:30 PM
Brant Mutual Insurance Community Room
20 Holiday Drive, Brantford

BHQG EXECUTIVE MEETING

Tuesday, May 15, 6:30 PM
Brant Mutual Insurance Community Room

CUDDLE QUILT / OUTREACH FIRST TUESDAY OF EACH MONTH

at Rica Maguire's home



PRESIDENT'S CORNER

The sun is finally shining for us, the budding tulips and daffodils are no longer covered with snow and the birds are happy. Spring is here.

At BHQG, we like to call May our National Quilting Month (while in the US, the official quilting month is March), and we like to do something special for our quilters in this month. For the past several years, we have celebrated May with our annual Member Recognition Award. Again this year, we will be recognizing the good deeds and special contributions of selected BHQG member(s). An exciting surprise at the May guild meeting awaits, as we hand out the Award(s).

Enjoy the sunshine of Spring and continue to sew, sew, and sew as we all prepare for our Quilt Expo 2018 this Fall.

Sue Baldauf, President

BHQG CANADA 150 BOOKS

The Canada 150 book will be available at the May Guild meeting.

The cost of the book is \$35.

We have 20 of the books spoken for.

We ordered 5 extra books that will be available on a first come first served basis. Please contact Becky if you would like your name added to the list before the meeting.

rde2goquilting@gmail.com or 519-448-3981.

OFFICERS 2017-2018

President	Sue Baldauf
Past President/Nominations	Roseline Dufour
Vice President	Becky McAlister
Recording Secretary	Stephanie Nemeth
Treasurer	Anne Maguire
Membership Greeter	Aline Chan / Laurann Bivens Joan Tressel
Publicity/Info to CQA	Rose Marie Robinson
Program Committee Chair	Roseline Dufour, Sarah Yetman
Workshop	Lorraine Gerald
Newsletter Editor	Aline Chan
QUILT EXPO CHAIR 2018	Roseline Dufour

COMMITTEES

Retreats / Bus Trips	Joanne Beard
Library: Kim Callaghan	Cathy Eagles, Susan Archer
Quilt Racks	Sue Baldauf
Outreach: Cuddle Quilts	Rica Maguire, Stephanie Nemeth
Historian	Roseline Dufour
Photography	Pam Turner / Rica Maguire
Quilt Documentation / Archives	Carol Hunter-Ward
Socials / Potlucks	Mary Connan
Pop Tabs	Bonnie MacDonald
50/50 Draws Anne MacFarlane	Gay Spong / Alice Farrenden
Block of the Month	Laurann Bivens
Special Projects—Regular	Quilt Expo Projects
Scholarship	Sue Baldauf
SEWcials	Aline Chan / Kim Callaghan
Webmaster	Aline Chan

Replacement Guild Lanyards \$6

THE HIDDEN THIMBLE

Find the hidden thimble in the newsletter. EMAIL Aline or leave a note at the Membership Table, telling where it is located and you will be entered into a draw to win a prize. You have to be present at the meeting to be eligible for the prize draw.

APRIL WINNERS!

- **FIND THE THIMBLE:** Ofelia Escareno
- **DOOR PRIZES:** Brenda Konyu
Joan Tressel
- **LIBRARY:** Sue Clark
- **50 / 50 DRAW:** Janet Perrodou

Congratulations



We have 105
registered Guild
members.

OF INTEREST TO QUILT LOVERS

May 2 COMFORTS OF HOME

Mad & Noisy Quilters, 17th Annual Dessert & Tea.
Royal Canadian Legion, 27 Wellington St W.
Creemore, ON. Bed Turning, Quilts, Group Projects.
Guest Speaker.\$8

May 4, 5 Norfolk Quilters Guild, Making Memories, Norfolk
County Fairgrounds. Special: "Honouring Our Members
Who Have Gone". NorfolkCountyQuilters@gmail.com

May 4-6 Kawartha Quiltmakers Guild, Peterborough
Feelings in Fabric. Kawartha Quilters
Friday 4-9, Sat 9-5, Sunday 10-4.
<http://www.kawarthaquiltmakersguild.ca/>

May 10-20 Seeing Visions, Dreaming Dreams
Exhibit of 14 works by award-winning textile and
mixed media artist, Hilary Rice, St James Cathedral,
Toronto. FREE. INFO: Stjamescathedral.ca/seeing-visions

May 11-12 20th Anniversary Quilt Show
Four Corners Quilters' Guild, Mount Forest Sports
Complex. 850 Princess St. Mount Forest ON. 10-5. \$5.
INFO: 4cornersquiltersguild@gmail.com

May 21-26 Quilts of Iceland
Ailsa Craig & Fibre Arts Festival, Ailsa Craig Recreation
Centre. Workshops. More than 100 quilts. Mon-Fri 10-5,
Sat 10-4. INFO: ailsacraigquiltfestival.ca

May 22-26 Quilt & Fibre Art Festival, Waterloo Region & Beyond.
<https://stjacobs.com/Quilt-Fibre-Arts-Events.htm>

May 30-Sept 23 Colour Improvisation 2. Textile Museum of
Canada, Toronto. 50 contemporary quilts by 43 artists
from Canada, US, Europe & Japan.
www.textilemuseum.ca

May 31-June 2: Canadian Quilters Association Quilt Show,
Vancouver. <https://www.canadianquilter.com/>

June 1-2: Bluewater Quilt Show, Harry Lumley Bayshore
Community Centre, www.bluewaterquiltersguild.ca

June 8, 9: Quilts on the Grand, Fergus. Centre Wellington
Community Sportsplex

June 9-10 Behind the Seams 2018 Trent Valley Guild.
TrentValleyquiltersguild.com

July 7-8 A Stitch in Time Quilt Show, Prince Edward County
<https://pecqguild.weebly.com/2018-quilt-show.html>

July 28-29 Quilts at the Creek, Black Creek Pioneer Village.

Oct 19 - 20 ONCE UPON A QUILT

BHQG QUILT EXPO 2018, Best Western Plus, Brantford


March 29 - 30 - 31, 2019: BHQG 29th Spring Retreat

Listing of Quilt Shows in Canada:
<http://www.canadianquilter.com/>

BHQG

BHQG PINS - \$5 only

Proudly wear a BHQG Guild pin.
Please see Membership to purchase one.



BOM with LAURANN

**PICK UP YOUR BOM INSTRUCTIONS
AT THE MEMBERSHIP TABLE IF YOU
DO NOT RECEIVE THEM BY EMAIL.**

**LAURANN HAS BEEN EMAILING THE BLOCKS EVERY
MONTH. IF YOU HAVE ANY QUESTIONS, PLEASE ASK
HER. BLOCKS #11 AND 12 HAVE BEEN SENT OUT.**

Laurann

Lmgilchrist@rogers.com

⇒ **SPRING RETREAT: Chapter 29**

March 29, 30, 31 / 2019

Location to be determined.

⇒ **ONCE UPON A QUILT
BHQG QUILT EXPO 2018**

October 19 - 20, 2018

**Best Western Plus
Brantford**

'THINKING OF YOU' cards

If you know of a Guild member who is in
need of a card for illness, sympathy or
'thinking of you', please let
Rose Marie Robinson know.

rwoodley000@sympatico.ca
519-448-3842



BRANT HERITAGE QUILTERS GUILD publishes the **BRANT QUILTERS VOICE** ten times a year. Editor: Aline Chan

We welcome editorial contributions and submissions. You may email submissions to alinchan@rogers.com

Advertising Policy: Advertisement of a product or service does not indicate endorsement by the publisher. Publisher does not assume any responsibility by warranty or otherwise with respect to products or services advertised.

SIGNING OF THE MEMBERSHIP APPLICATION AND CHECKING THE APPROPRIATE BOX gives us permission to send you Guild-related notices / announcements. To unsubscribe, please email the editor with the words 'unsubscribe' on the subject line.

PROOF-READERS ARE THE EXECUTIVE: Sue Baldauf, Anne Maguire, Rose Marie Robinson, Roseline Dufour, Becky McAlister.

Outreach



Show & Share



BHQG WORKSHOP**SMOKEY HOLLOW**

Questions?

Contact Lorraine Lmgeraldi@gmail.com

Please sign up early so that we do not cancel these workshops due to insufficient registrations.



Date: May 12,
Time: 10:00 til 4:00
Place: Smokey Hollow Estates
Cost: \$20.00

Bring your lunch, coffee and tea will be supplied.

Please let Lorraine know via e-mail, prior to May 12 if you plan to attend.

Email Lmgeraldi@gmail.com

WORKSHOP

Date: June 16
Place: Smokey Hollow Estates
Time: 10 AM - 4 PM
Price: \$20.00

NEW DATE

FREE MOTION QUILTING

Sue Clark will be teaching the art of Free Motion Quilting. This will be of interest to many of our new quilters and some of our seasoned quilters.

This is a popular course and we have 16 registered so far.

Email Lmgeraldi@gmail.com

Bring your lunch. Coffee and tea will be supplied.

**OUTREACH CHARITY TOTALS 2018**

Check here every month to see the total progress BHQG Outreach Committee is making during 2018 by quilting gifts for various charities in our community.

Quilts	Taggy Blankets	Burp Towels	Pillowcases	Placemats	Bibs	Touch Quilts
25	20	4	11	60	2	32

If you want to participate by making these quilted gifts or/and would

If you would like more information on making items for OUTREACH, please speak to Rica Maguire or send her an e-mail:

lmaguire1@rogers.com

**QUILTS OF VALOUR:**

Contact: Elizabeth Verticchio
elizabeth.verticchio@quiltsvalour.ca

TOUCH QUILTS

Touch Quilts are often referred to as Fidget Quilts.

Contact our coordinator
Loren Forrest at

Lforrest52@hotmail.com



Loren would like to thank all those who are making Touch Quilts. You are doing a great job!

LIBRARY NEWS



Greetings Fellow Quilters -

Your library has 2 new books .

The first one is **QUILTED CATS & DOGS** - a fun and easy appliqué book with 13 pet friendly projects by Chris Malone.

The second book is **MORE JELLY ROLL QUILTS** - 8 projects each with alternate size options to create 4 more.

As always should you wish to reserve one of these books please send a email to Kim at kim_quilts@outlook.com.

Remember that the library opens at 11AM for SEWcial the day of our meeting and closes 5 minutes before the start of the meeting.

Your Library team.

Kim Callaghan

kim_quilts@outlook.com

MAY SHOW & TELL



Joanne Beard - laundry wall hanging, slouch bags

Carla Rutherford - Walk of Fame "I'd rather be cruising"; String quilt, and garden stick

Stephanie Nemeth - Welcome Banner from Sue's workshop



Janet Harvel - Queen size quilt "3 Dudes" and large bag

Susan Clark - Poster Art film strip, Judy Neimeyer Quilt "Prairie Star"

Dorothy Balsdon - Shop Hop film strip

Becky McAlister - Kitty Bag

OUTREACH





Sarah

QUILT UNIVERSITY All about RULERS



Mary



Rica



Kay



Sue



BRANT HERITAGE QUILTERS GUILD

Membership Application

2018-2019

Membership fee \$35 – Cheque made payable to Brant Heritage Quilters Guild (BHQG)

Renewal ☐New ☐

Birth Month _____

Is this information new? Yes ☐ / No ☐

Name _____

Address _____ City _____

Postal Code _____ Phone (____) _____

Email _____

Signature _____ Date _____

The BHQG abides by the Canadian Privacy Act. Information should only be used within the Guild and is not to be used for any other type of solicitation. PLEASE NOTE THAT BY SIGNING THIS FORM, YOU WILL BE GIVING PERMISSION FOR US TO SEND YOU GUILD RELATED EMAILS.



Œuvre des Manoirs
Ronald McDonald
House Charities
OTT-awa

Brant Heritage Quilters
PO BOX 25
BRANTFORD ON N3T 0A0

Dear Quilters:

RE: Big Quilt Bee in Support of Canadian Ronald McDonald Houses

It is very hard to put into words how overwhelmed we all are having regard to the hugely successful Big Quilt Bee. Thank you hardly covers the deep feeling behind those two little words. I was in attendance at the Bee in Toronto and had a chance to meet quilters from all over Canada and to thank them in person for their contribution. It was an amazing couple of days that I won't forget.

The Big Quilt Bee was by all standards an enormous success and an outstanding Canada 150 undertaking. It is in every way a lasting legacy of Canada's 150th years and the quilters who worked so hard to make this such a huge success. Each of the Houses are having such wonderful reactions from families with each gift of a quilt that is given. Each one is a gift that will keep on giving through the years.

On behalf of the 15 Ronald McDonald Houses, our Boards of Directors, staff and of course all the families who call our Houses "home", we extend a heartfelt thank you to each of quilters of Brant Heritage Quilters for their generosity, time and talent. Each and every gift of a quilt will make a difference in the lives of the recipient family.

Thank you so much...Quilters rock!

Best regards,

Carol Houston
ED & Program Development
407 Smyth Road, Ottawa, Ontario, K1H 8M8
Office: 613-737-5523 | Fax: 613-737-5524
Mobile: 613-794-9168





ONCE UPON A QUILT - QUILT EXPO 2018

When is Quilt Expo 2018? It will be held **October 19-20 2018**

Where will be held? **Best Western Plus**, 10 Holiday Drive, Brantford.

It is hard to believe that in less than 6 months we will be hosting our **Quilt Expo 2018**.

Many of you are hard at work making a quilt (or many more) for the display, finishing a **Quilt on a Stick** or a **Quilters' Walk of Fame** film strip or making items for **Tombola** and **Quiltique**. It is a busy time for all of our members.

Thank you to all of our members who picked up the publicity packages to hand out to the various businesses and organizations. Your help is greatly appreciated. Becky, Sarah and Rose Marie (publicity committee) have many more ideas to continue to generate interest in our **Quilt Expo 2018**. Stay tuned.

DISPLAY TABLES – BHQG meeting

We will be expanding our space as more and more info is provided. Of course we need space for your lovely quilted creations. We are still accepting registrations for **Quilt on a Stick** and the filmstrip **Quilters' Walk of Fame** until June. We will be collecting the finished items as they are finished but no later than the BHQG **September** meeting.

The registration forms for the quilt display will be made available at our May **BHQG** meeting. Only one item can be registered per form. Please place the completed forms in the box found on our display table.

At the **BHQG** May meeting we will talk to you about our **advanced tickets** as well as our **Viewers' Choice ballots**. A little surprise is in store for you.

Opportunity Quilt. The Committee is continuing to work on this wonderful quilt. I have been told that it will be sent out to be quilted very shortly. Can't wait for June **BHQG** meeting as it is scheduled to be unveiled then.

Don't forget to sign up for **Tombola**, **Volunteering** etc. It is only with your help and support that **Quilt Expo 2018** will succeed.

HOW TO MAKE THE FILM STRIP HALLWAY FEATURE



Step 1. Your blocks should measure between 9 and 11 inches. Between your blocks, sew strips of 1½ inch strips. Also sew a black strip to the top and to the bottom.

Step 2. To make the side strips: Cut **BLACK** strips 1½ inch x the width of your fabric. The length of your first strip should be the length of your quilt blocks with the sewn strips (step 1). Make 4.

Step 3. Cut 1½ inch strips in black and 1½ inch in white. Cut approximately 3 of each colour.

Step 4. Sew the strips together using a ¼" seam. Alternate sewing your strips together by sewing white-black-white-black-white-black.


Step 5. Press your seams toward the dark fabric.

Step 6. Cut strips 1½ inch across the strip set stratas.

Step 7. Sew these strips together to match the length of the black strips (step 2). Make 2.

Step 8. Sew the black strips to the left and right sides of the black & white strips. Make 2.

Step 9. Sew these strips to both sides of your blocks (step 1)



ONCE UPON A QUILT- quilt expo 2018

Hallway Feature Project

Why do you take pictures?

You are invited to submit your 'pictures' of who you are as a quilter. The blocks can represent what you like, what your dreams are, your passion, etc. Example: if you are enamored with stars, your blocks can be about stars; if you want to show that you love the colour purple, make blocks so that purple is the centre fabric; if you love making row-by-row quilts, then use a row-by-row to build your film strip; you can base your film strip on your love for animals, nursery rhymes, hope, faith, healing, poetry, etc.

At the completion of this project, the film strips will be suspended in a maze from the ceiling to the floor and held there by small sand bags decorated with a camera therefore creating a 'red carpet' that the visitors can wander through at our Once Upon a Quilt- Quilt Expo 2018.

Details:

- ✓ Theme is: QUILTERS' WALK OF FAME
- ✓ Must be no higher than 8 feet and no shorter than 5 feet
- ✓ Must be no wider than 15 - 17 inches
- ✓ Can be one block or several blocks
- ✓ Project can be made by an individual or several people
- ✓ Must have a backing
- ✓ You may wish to baste the blocks or backing together, particularly if you wish to reuse them after the quilt expo
- ✓ You may use a batting or other filler if you wish
- ✓ Embellishments can be used
- ✓ A sleeve measuring the width of the top block must be sewn at the top of your 'film strip'
- ✓ A separate sheet will detail how to make the sides of the film strips.

Rules:

1. One person or a group of 2-4 individuals can participate in the creation of this strip.
2. The quilter may want to use different techniques or only one. The backside of the strips may be used to enhance the quilting stitches, more blocks may be added to that side or nothing else is added.
3. The sign-up deadline is: March 2018 (you can still sign up!)
4. Please use the forms to sign-up: (see below)
5. Prizes will be awarded.

QUILTERS' WALK OF FAME Project

Hallway Feature

ENTRY FORM

NAME OF INDIVIDUAL(S) PARTICIPATING:

- 1: _____
- 2: _____
- 3: _____
- 4: _____

Theme of the Film strip :

Entry form submitted by:

BHQG QUILT EXPO 2018 - ONCE UPON A QUILT PRESIDENT'S CHALLENGE

FANTASY QUILT GARDEN QUILT ON A STICK*

For the display at the QuiltExpo2018, these small quilts-on-sticks will be held upright in a supporting base. Clustered together or in rows, they will look like a Garden. A FANTASY QUILT GARDEN.

Where do I get ideas for my Fantasy Quilt?

Our Quilt Expo theme is ONCE UPON A QUILT. This made me think of fairy tales, nursery rhymes and dreams. My sample Quilt on a Stick with a Polar Bear looking into the winter sky is Wishing on a Star.

Instructions Can be found in this newsletter.
If you have questions, please contact Sue Baldauf at suebaldauf@hotmail.com.




Sign up Sheet will be available at the guild meeting, starting in February.
You can pick up your paint stick then.
Paint sticks have been donated by Home Hardware.

Deadline for finished projects will be June 2018. Let's get working on these little projects now so they will be ready for the QUILT EXPO 2018 in October. There are still other quilted things to make for the Quilt Display,

Tombola, and Quiltique.

OUTREACH



BHQG QUILT EXPO 2018 - ONCE UPON A QUILT

PRESIDENT'S CHALLENGE

FANTASY QUILT GARDEN QUILT ON A STICK*

For the display at the Quilt Expo2018, these small quilts-on-sticks will be held upright in a supporting base.

Clustered together or in rows, they will look like a Garden, A FANTASY QUILT GARDEN.

Where do I get ideas for my Fantasy Quilt?

Our Quilt Expo theme is ONCE UPON A QUILT. This made me think of fairy tales, nursery rhymes and dreams. My sample Quilt on a Stick with a Polar Bear looking into the winter sky is Wishing on a Star. Roseline's sample was inspired by the words of a song and so she has birds and flowers.

What size is my Quilt on a Stick?

The finished size of each small quilt must be 8 1/2in. wide x 11in. high, including binding.

Constructing my Quilt-on-a-Stick?

Your small quilt should have a batting layer to give it stability. You may find a craft quality batting would work nicely.

Complete all your quilting stitches and bind the outside edges of your small quilt in the same way as you would for a mug rug or placemat.

(You may want to finish edges using the "pillow technique" instead of binding).

How do I finish my Quilt on a Stick?

After your quilting is complete, add a sleeve that is 1 1/2in. wide and 6 in. long on the back of your small quilt, centered vertically. This sleeve is closed at the top and open on the bottom. Position the sleeve so the opening is at the bottom edge of your small quilt. It will be hand stitched on the top and on both sides.

All quilts need a sleeve on the back into which a paint stick can be inserted.

Where do I get a paint stick?

You will be provided with a paint stick at the guild meeting.

**Quilt on a Stick* was developed in 2012 by the folks at the Minnesota State Fair's Creative Activities.

For recent samples:

<https://www.twincities.com/2017/08/26/theyre-quilts-on-a-stick-minnesota-state-fair-style/>

MEMBER RECOGNITION

Each May, the BHQG identifies guild members who consistently make a positive contribution to the success of the guild. We ask members to nominate other members who they feel should be recognized.

This contribution could be through building confidence, fostering innovation, sharing knowledge, going beyond expectations, participating in and being supportive of the programs offered by the Guild, providing leadership and being active in other areas that make the Guild a better organization.

Nominations are now closed. Stay tuned to learn about the recipients at the next meeting.



SHOW & TELL



Quilt Show Poster Revealed!

Quilt Artist Roseline Dufour's featured quilt!

Three years in the making!



HOW TO MAKE A HANGING SLEEVE FOR YOUR QUILT

WHY IS THIS NECESSARY?

The larger quilts will be suspended on quilt racks made of 2 inch wide rods. The rods slide through a fabric tube or "sleeve" at the top back of the quilts. This allows the quilts to hang evenly without stretching.

IS IT PERMANENT OR TEMPORARY?

The sleeve can be sewn on after the quilt is finished and it can be removed later. If you wish to have a permanent hanging sleeve, it can be added at the same time as the binding.

WHAT FABRIC SHOULD YOU USE?

This sleeve can be any fabric. If you plan to have a permanent hanging sleeve, you may wish to match the backing fabric.

INSTRUCTIONS

1. Measure the width of your quilt including the binding.
2. Cut (or piece together) fabric to measure 10in. wide X width of your quilt plus 1in.
3. Fold in the short ends 1/2in. and press. Fold in again 1/2", press and sew. This eliminates the raw edge.
4. Fold the fabric strip in half wrong sides together, press and sew 1/2in. seam along the long edge.
5. Press the seam open, centre it and press.

6. Fold one of the long edges of the sleeve up 1" and press it down.


See photo . This allows for a little slack so the quilt will hang better on a rod or slat. Without this slack on the back, you may have a bulge on the front of the quilt where the hanging rod goes through. You can see this slack more clearly on the side view photo below.

7. Use a whipstitch to sew the top edge of the tube to the quilt backing. Stitch into the quilt batting occasionally to help strengthen the seam but do not allow the stitches to show on the front of the quilt.

Whipstitch the lower edge of the sleeve to the quilt. Remove pins. The sleeve will bulge out a bit to allow space for a hanging rod.

Whipstitch the (short) back sides of the sleeve to the quilt. Leave the front sides unsewn to allow for rod insertion.

8. Your hanging sleeve will be the perfect 4 1/2 in. size for the BHQG quilt racks.



S. Baldauf 2018

ref. S. B. Knapp

Brant Heritage Quilters Guild Presents**Quilt Expo 2018 – Once Upon a Quilt****October 19 & 20, 2018****Best Western Plus, 19 Holiday Inn Drive, Brantford****INTENT TO SHOW FORM RULES:**

1. Only members in good standing can register items for this quilt show, unless it is a special display approved by the show committee. Only items never previously displayed at a BHQG Quilt Show can be registered.

2. Registration forms will be available for pickup starting April 12, 2018. Deadline for registration is **September 13, 2018**. Early registration is advised so that Quilt Expo labels can be made. Forms may be:

a. Handed to Aline Chan at BHQG General Meetings (at the membership desk)

b. Emailed to alinchan@rogers.com

b. Mailed to Aline:

Aline Chan

87 East Tree Drive, Breslau ON N0B 1M0

Items do not have to be finished to be registered, but you must be sure of completed size to ensure planning for hanging. All items must be complete to be included in the show.

3. Only one item is to be registered on each registration form. Articles will not be accepted at the Quilt Expo without pre-registration.

4. You are advised to check with your insurance company regarding insurance coverage on your items to be displayed, if you are concerned about theft or damage. BHQG is not responsible for theft or damage to your registered displayed items. There will be daily security on the premises from closing of the show till opening the next day.

5. If a registered item is for sale, please indicate price on the registration form. **SALES** will be handled by Quiltique. The BHQG receives 10% of the sale price. **NO QUILTS SHALL BE REMOVED UNTIL THE SHOW IS OVER AT 4 PM ON OCTOBER 20, 2018.**

6. All items must have an attached label with your name on it for identification purposes.

7. All quilts, except miniatures of 12" and below in width, shall require a **hanging sleeve** which must have a 4" opening. Please ensure your sleeve is wide enough. Quilts without a hanging sleeve will not be hung.

8. Your item(s) must be delivered to BEST WESTERN PLUS on registration day, Thursday October 18, 2018, at a time to be determined at a later date. You will be given a receipt for your item(s). **PLEASE DON'T LOSE THIS RECEIPT - YOU WILL NOT BE ABLE TO PICK UP YOUR ITEMS WITHOUT IT.**

9. Please take your quilt containers / bags home. We cannot store them.

10. Your item(s) must be picked up on October 20, 2018, between **4:30 PM and 5:50 PM**. The **RECEIPT** for each item **MUST BE PRESENTED** for pick up. There will be a \$5 fine per day, per item, for items not picked up at this time.

Any questions or concerns, contact the Quilt Expo Chair roselineduf@hotmail.com
The Quilt Expo Committee thank you for your cooperation. See you at the Show!

**Brant Heritage Quilters Guild
Registration Form
ONCE UPON A QUILT**

October 19 & 20, 2018

Best Western Plus, 19 Holiday Inn Drive, Brantford

In box above, please mark with #1 if this is your first choice for hanging.

ONLY ONE ITEM PER FORM

Registration opens on April 12, 2018

Deadline for submission of registration is September 13, 2018. Please send in your form early even if you have not finished your item(s).

Registered by: _____ Email _____

Address: _____ City _____ Phone # _____

Pieced by (if different from registrant): _____

If Group Quilt, name of group: _____

Machine Quilted by: _____ Hand Quilted by _____

Pattern Source: _____

Quilt Name: _____

ARTICLE (include your measurements)

DIMENSIONS (please use inches)

Bed size quilt (must be at least 60" W x 80" L) W _____ x L _____

Lap Quilts (Must be at least 50" W x 65" L) W _____ x L _____

Crib Sized Quilts (must be at least 36" W x 45" L) W _____ x L _____

Wall Hanging (smaller than crib and lap sized) W _____ x L _____

Miniature (smaller than 12" x 12") W _____ x L _____

Quilt on a Stick W _____ x L _____

Quilters Walk of Fame W _____ x L _____

Fashion item - circle one or indicate: dress / vest / hat / scarf / jacket / other _____

Other item not listed above, please indicate and give dimensions: _____

This item for sale - Yes () No () Price \$ _____ (Please see Quiltique. 10% of sale price goes to the Guild)

First quilted item/bed size quilt: Yes () No ()

Story: Tell us in 50 words or less what inspired the quilt: (please use back of page if you need more room)

EMAIL: alinchan@rogers.com with your registration **OR MAIL:** Aline Chan, 87 East Tree Drive, Breslau ON N0B 1M0
Or in person at the BHQG meetings.

- Please keep a copy for your records.
- One article / item per form.
- At the October 2018 meeting (before Quilt Expo) you will be given paper labels for your items which you will pin with two **safety pins** on the quilt top, at the right bottom corner of your quilt or item. You are responsible for being at the meeting as the labels are a record of your entries.

www.CherishedPieces.com

519.842.2658



Tuesday-Friday from 10-4 | Wednesday until 5 | Saturday from 9-3

Monthly Specials • Weekly Features • Classes • Upscale Retreats



Heirloom Treasures

Creative Sewing Studio



Fine fabrics, patterns, books & designs

Innovative notions & sewing supplies

Quilting, machine embroidery & heirloom classes

132 Governors Rd E.

Paris, ON N3L 3E1

(next to Brant Valley Golf Course)

519-774-5164

heirloomtreasures01@gmail.com

www.heirloomtreasures.ca

Hamilton Sewing

Longarm Quilting, Embroidery, Sergers and Sewing Machines

Hamilton Sewing has been serving the Hamilton & surrounding areas for over 25 years.

We are pleased to feature the superior quality and technological advancement of the Sewing, Quilting, Embroidery Machines & Sergers.

Authorized Dealer for

**Baby Lock, Husqvarna, Handi Quilter
Singer & Juki**

Special Machine & Accessory Packages Available
Visit Us Anytime for Your Personal Demonstration



We also offer a wide variety of:
Fabrics – 100% Cottons, Batiks, Flannels & Knits
Specialty Sewing Accessories, Notions & Supplies
Sewing Cabinets & Cutting Tables
Inspiring Quilting, Embroidery & Sewing Classes
Sewing Machine Service & Repairs

Join our e-mail newsletter for weekly specials
Guild Members Save 25 % Off Fabric Everyday

1564 Main St W, Hamilton, ON

Phone: 905 527 6794

Email: michele@hamiltonsewing.com

Website: www.hamiltonsewing.com
or www.hamiltonquilting.com

FABRIC Please!

Your CANADIAN online fabric store!

FabricPlease.com

Worldwide Flat Rate Shipping
\$8-CAN / \$15-US
\$35-INT

Village Square Quilt Shop
Fabric, Classes, BOM, Mystery Quilt

Unit 50 - 422 Pearl Street
Burlington, ON L7R 2N1
www.villagesquarequilts.com
905.681.2256 vsqs@outlook.com

The Sewing Machine Spa
Wendy Sutherland
Certified Sewing Machine Technician

194 Banbury Road
Brantford, Ontario
(519) 304-4292
sewingmachinespa@icloud.com

Make an appointment for your tune up and bring the joy back to your sewing.

Country Patchworks Fabrics and Quilts

DEBBRA EDDY
Owner

515533 11th line
R.R. 3, Woodstock, ON N4S 7V7

519-537-8753
debbraeddy@hotmail.com
www.countrypatchworks.ca

PLEASE SUPPORT OUR ADVERTISERS